

COBRA

www.cobragarden.co.uk



2018

COBRA 2018

“The most comprehensive range of garden machinery in the U.K.”

Cobra Garden Machinery was launched in 2013 and is supported by Henton & Chattell Ltd, giving Cobra Garden the benefit of over 80 years experience in the Garden Machinery and Horticultural Industry.

The Cobra Garden range is constantly expanding and now consists of over 115 products to cover both your domestic and professional requirements. Cobra incorporate a comprehensive range of petrol, electric and cordless lawnmowers, handheld machines and lawncare products.

Cobra Garden products are available across the U.K. throughout a network of approved specialist dealers. Cobra Garden approved dealers have the knowledge and experience to help you purchase the correct Cobra Garden product for your requirements. The dealers will also provide expert after-sales assistance when your Cobra Garden product requires servicing.

Cobra Garden's philosophy is to remain true to their trusted values of Innovation, Quality, Reliability, Value and Customer Service. Cobra Garden work hard to ensure that they offer products and services that continue to be relevant to their customers.



CONTENTS

LAWNMOWER RANGE



CORDLESS RANGE 04 - 07

Cobra 40v Li-ion Cordless Lawnmowers are designed for instant starting with no petrol or cable required. Includes 4 wheel and rear roller options.



CYLINDER RANGE 08 - 10

The 2 models in the Cobra Cylinder Range feature cylinder cutting blades for a beautiful, traditional striped finish to your lawn.



ELECTRIC RANGE 11 - 15

The Cobra Electric Range is lightweight and features powerful motors and rear rollers on the GTRM models. Mulching & side discharge on selected models.



ORIGINAL RANGE 16 - 25

This range of powerful Lawnmowers are available in hand and self propelled models and vary in cutting widths from 16" to 22". A dedicated mulching Lawnmower is also available in the range.



PREMIUM RANGE 26 - 33

These 8 models are packed with high end features including mulching and side discharge, aluminium deck, large diameter wheels and 4 speed gearboxes on selected models.



REAR ROLLER RANGE 34 - 42

The rear roller range incorporates 13 models which feature full width rear rollers for creating a traditional striped finish.



PETROL HOVER RANGE 43 - 45

The Cobra Petrol Hover Range features 3 Lawnmowers both with a 20" cutting width designed to tackle slopes up to 45°.



PROFESSIONAL RANGE 46 - 52

Cast Aluminium Decks, Blade Brake Clutch, Shaft Drive and Fan Assisted Collection are just a few of the features available in this range.

WHEELED TRIMMER 53

PETROL HANDHELD RANGE 54 - 72

ELECTRIC HANDHELD RANGE 73 - 83

CORDLESS HANDHELD RANGE 84 - 89

LAWNCARE RANGE 90 - 102



Cordless lawnmowers powered by 40v Li-ion

Cordless Lawnmower Range

The three 40v cordless models are designed for instant starting with no fuel or cables required. These feature rich Lawnmowers include single-lever height adjustment, mulching, side discharge or rear roller cutting systems and are ideal for small to medium gardens. The 40v Li-ion batteries are also compatible with the Cobra range of cordless handheld machines.

Range Highlights

- 40v Lithium-ion Samsung Batteries
- 16" - 18" Cutting Widths
- Hand and Self Propelled Drives
- 50ltr - 60ltr Grass Bag Capacities
- 4 Wheeled & Rear Roller Options
- Batteries fit 40v Handheld Cordless Range



COBRA Cordless Range

16" - 18" 40v Lithium-ion Cordless Lawnmowers



Expertly Powering Cobra Mowers

1 40v Li-ion Batteries

The Cobra Li-ion cordless Lawnmowers are powered by Samsung 40v Lithium-ion batteries offering a quiet, yet powerful and lightweight combination.

The Cobra 40v Lithium-ion battery technology suffers from no self-discharge and has no memory effect. Each battery has a run time of up to 30 minutes when used in ideal grass cutting conditions.



Even More Options

2 Mulch / Side Discharge

Selected models come with a mulch plug and the MX46S40V has a side discharge facility to enable you to mulch your grass or discharge clippings onto the lawn.

3 Grass Bag Full Indicator

To make life even easier, Cobra have equipped this range with a grass bag full indicator system. This indicates when your bag is full and ready to be emptied, eliminating grass being spilled.



Easily Monitor Your Battery Life

4 Battery Power LED Indicator

The Cobra Li-ion cordless range of Lawnmowers come equipped with a battery power indicator which is conveniently located between the handles at the top of the Lawnmower.

By simply pressing the power button, LED lights give the operator a visual display of how much power is left in the Lithium-ion battery.





COBRA RM4140V

£384.99 inc VAT **16" 40v Li-ion Lawnmower with Rear Roller**

Create a traditional striped lawn without the need for petrol or electrical cables with the Cobra RM4140V Lithium-ion Lawnmower with Rear Roller. The RM4140V is hand propelled, has a quality metal deck and 7 cutting heights.

Specification

- 1x 40v Li-ion Samsung Battery
- Hand Propelled
- 41cm / 16" Cutting Width
- 50ltr Grass Bag Capacity
- 20 - 75mm 7 Stage Adjustment
- Up to 30mins Run Time
- 4.0Ah Battery Capacity
- Approx 90mins Charge Time



SAMSUNG

Expertly powering Cobra Lawnmowers

Cobra's 40v Li-ion system consists of a range of 3 Lawnmowers that come complete with 1 or 2 batteries and 3 handheld garden tools. All Lawnmowers and garden tools can all be powered from a standard 40v Samsung battery and charger system.

Additional Cobra 40v Lithium-ion batteries and chargers are available:

- 40v Lithium-ion Battery (Part No: 40V4AHLI)
- 40v Lithium-ion Charger (Part No: 40V2AHCHARGER)



Using Cobra 40v Li-ion battery technology means the Lawnmower is always ready to use, suffers from no self discharge and has no memory effect. Each battery has a run time of up to 30 minutes when used in ideal cutting conditions.



The Cobra RM4140V Lawnmower comes equipped with a full width rear roller.

This roller helps to produce a traditional striped finish and give you the ability to mow right up to the edge of flowerbeds and borders.

COBRA MX4140V

£324.99 inc VAT **16" 40v Li-ion Cordless Lawnmower**

The Cobra MX4140V cordless Lithium-ion Lawnmower allows you to get more done without the need for petrol or electrical cables. The MX4140V is hand propelled, has a quality metal deck and 7 cutting heights.

Specification

- 1x 40v Li-ion Samsung Battery
- 50ltr Grass Bag Capacity
- 41cm / 16" Cutting Width
- Up to 30mins Run Time
- 25 - 75mm 7 Stage Adjustment
- Approx 90mins Charge Time
- 4.0Ah Battery Capacity
- Mulch Plug Included



The 40v Li-ion battery allows you to get more done in less time with improved power.



Comes with a built in battery power indicator to allow easy monitoring of battery life.



Comes with a mulching facility to enable you to mulch and recycle your grass clippings.



COBRA MX46S40V

£489.99 inc VAT **18" 40v Li-ion S/P Cordless Lawnmower**

The MX46S40V is self propelled, has mulching, side and rear discharge options and 7 cutting heights. This cordless Lithium-ion Lawnmower allows you to get more done without the need for petrol or electrical cables.

Specification

- 2x 40v Li-ion Samsung Batteries
- 4-in-1 Collection System
- 46cm / 18" Cutting Width
- Up to 60mins Run Time
- 25 - 75mm 7 Stage Adjustment
- Approx 90mins Charge per Batt.
- 60ltr Grass Bag Capacity
- 4.0Ah Battery Capacity



Mulch plug and side discharge facility - mulch your grass or disperse straight onto the lawn.



With 2 40v Li-ion batteries included you can cut larger lawn areas with no down time.



The conveniently positioned power indicator allows easy monitoring of both batteries.



Hand push cylinder lawnmowers from Cobra

For a beautiful, fine finish to your lawn

The Cylinder Range of Lawnmowers from Cobra includes two models designed to create a fine finish to your lawn with no fuel required. Included in the range is one hand push and one electric model both with rear rollers, ideal for small to medium gardens. Excellent for the environment - and good for your health too - the Cobra Cylinder Range Lawnmowers are a delight to use.

Range Highlights

- Hand Push & Electric Models
- 12" - 15" Cutting Widths
- Lightweight & Easy to Manoeuvre
- Heavy Rear Rollers for Beautiful Stripes
- Low Cutting Heights for a Fine Finish
- Environmentally Friendly



COBRA
Cylinder Range



COBRA HM38C

£54.99 inc VAT **15" Hand Push Cylinder Lawnmower**

The Cobra HM38C Hand Push Lawnmower is lightweight at just 8.5kg and feature a cylinder cutting system for producing a fine finish to your lawn. Excellent for the environment - and good for your health too - the Cobra HM38C is a delight to use.

Specification

- Hand Propelled
- 38cm / 15" Cutting Width
- 13 - 38mm 4 Stage Adjustment
- Cylinder Blade Cutting System
- Environmentally Friendly
- Easy Blade Adjustment
- Light & Easy to use
- Weight: 8.5kg



Split Rear Roller

Roller For Beautiful Striped Finish

The HM38C Lawnmower from the Cobra Cylinder Range comes equipped with a split rear roller to help create a traditional striped finish on your lawn.



Cylinder Blade Cutting System

For a Fine, Low Cut for Your Lawn

Featuring a high quality cylinder blade and 4 cutting heights ranging from 13mm for a superb low finish, up to 38mm for tackling slightly longer grass.



Ergonomic Adjustments

Comfort & Control

Packing your Lawnmower away after use couldn't be easier with the ergonomic comfort winders. Once used, the mower can be packed away neatly into your garage or shed.



COBRA CM32E

£99.99 inc VAT **400w Cylinder Lawnmower with Split Rear Roller**

The Cobra CM32E electric cylinder Lawnmower features 4 diamond ground blades for a beautiful finish. The large split rear roller creates stripes and allows easy movement, while it is very compact for flat or vertical storage.

Specification

- 400W Motor
- 32cm / 12.5" Cutting Width
- 18 - 42mm Cutting Heights
- 4-Blade Steel Cutting Cylinder
- Hand Propelled
- Split Rear Roller
- 12m Cable
- Weight: 10kg



Cylinder Blade Cutting System

For a Fine, Low Cut for Your Lawn

The Cobra CM32E cylinder Lawnmower will produce a beautiful, fine finish to your lawn with its 4 precision diamond ground cutting blades.



Single Lever Height of Cut

18mm - 42mm 3 Stage Adjustment

All this is achieved by simply using the single height of cut adjustment lever. Depending on the height of your grass, you can easily and efficiently adjust the cutting height to suit.



Traditional Striped Finish

Large, Split Rear Roller

The CM32E Lawnmower from the Cobra Cylinder Range comes equipped with a large split rear roller to help create a traditional striped finish on your lawn.



Specifications & models are subject to change without prior notice. All prices are inclusive of VAT. Prices correct as of January 2018.



Powerful motors and a traditional striped finish



Electric Lawnmower Range

The Cobra Electric Range is lightweight and features powerful motors and rear rollers on the GTRM models, with mulching on selected models. The easy to use single height adjuster and integrated rear roller on the GTRM range effortlessly gives your lawn the perfect traditional striped finish.

Range Highlights

- 1200W - 1800W Motors
- 13" - 17" Cutting Widths
- 40ltr - 60ltr Grass Bag Capacities
- Grass Bag Full Indicators
- Rear Rollers on selected models
- 20mm - 75mm 7 Stage Height of Cut



COBRA Electric Lawnmower Range

13" - 17" Electric Lawnmowers with Rear Roller



Mulching Lawnmowers

1 Mulching System

Selected GTRM models come equipped with a mulch plug to enable you to mulch your grass clippings back into the lawn.

Mulching Lawnmowers recycle the grass by finely cutting and re-cutting the clippings. As the clippings decompose, nutrients and fertilisers are returned to the soil meaning you can cut the grass and fertilise at the same time.



Single Lever Height of Cut

2 20mm - 75mm 7 Stage Adjustment

The Cobra GTRM range have 7 adjustable cutting heights ranging from 20mm for a superb low finish, up to 75mm for tackling longer grass.

All this is achieved by simply using the single height of cut adjustment lever. Depending on the height of your grass, you can easily and efficiently adjust the cutting height to suit.



Traditional Striped Finish

3 Rear Roller

The GTRM range of electric mowers from Cobra all come equipped with a rear roller to help create a traditional striped finish on your lawn.

The roller also gives you the ability to mow right up to the edges of flowerbeds and borders. The rear roller supports the Lawnmower when the front wheels are in line with the border edge.



Specifications & models are subject to change without prior notice. All prices are inclusive of VAT. Prices correct as of January 2018.

COBRA GTRM34

£94.99 inc VAT 13" Electric Lawnmower with Rear Roller

The Cobra GTRM34 electric Lawnmower is lightweight and features a powerful 1200W motor. The easy to use single height adjuster and an integrated rear roller effortlessly gives your lawn the perfect striped finish.

- Specification**
- 1200W Motor
 - 34cm / 13" Cutting Width
 - 20 - 75mm 7 Stage
 - Rear Roller
 - Hand Propelled
 - 40ltr Grass Bag Capacity
 - Cam Lock Handlebars
 - Grass Bag Full Indicator



COBRA GTRM38

£109.99 inc VAT 15" Electric Lawnmower with Rear Roller

The GTRM38 Lawnmower from Cobra is hand propelled and features a 1400W motor. This Lawnmower comes complete with a mulch plug, an easy to use single height adjuster and an integrated rear roller.

- Specification**
- 1400W Motor
 - 38cm / 15" Cutting Width
 - 20 - 75mm 7 Stage Adjustment
 - Rear Roller
 - Hand Propelled
 - 40ltr Grass Bag Capacity
 - Mulching
 - Grass Bag Full Indicator



COBRA GTRM40

£134.99 inc VAT 16" Electric Lawnmower with Rear Roller

The Cobra GTRM40 electric mulching lawnmower is lightweight and features a 1500w motor. The easy to use central height adjuster and integrated rear roller give your lawn the perfect striped finish.

- Specification**
- 1500W Motor
 - 40cm / 16" Cutting Width
 - 20 - 75mm 7 Stage Adjustment
 - Rear Roller
 - Hand Propelled
 - 45ltr Grass Bag Capacity
 - Mulching
 - Grass Bag Full Indicator



Specifications & models are subject to change without prior notice. All prices are inclusive of VAT. Prices correct as of January 2018.



COBRA GTRM43

£159.99 inc VAT **17" Electric Lawnmower with Rear Roller**

The Cobra GTRM43 electric mulching Lawnmower is lightweight and features a 1800w motor. The easy to use central height adjuster and integrated rear roller give your lawn the perfect striped finish.

Specification

- 1800W Motor
- 43cm / 17" Cutting Width
- 20 - 75mm 7 Stage Adjustment
- Rear Roller
- Hand Propelled
- 50ltr Grass Bag Capacity
- Mulching
- Grass Bag Full Indicator



GTRM Range Overview



	GTRM34	GTRM38	GTRM40	GTRM43
Motor Rated Power:	1200W	1400W	1500W	1800W
Cutting Width:	34cm / 13"	38cm / 15"	40cm / 16"	43cm / 17"
Cutting Height:	20 - 75mm 7 Stage	20 - 75mm 7 Stage	20 - 75mm 7 Stage	20 - 75mm 7 Stage
Rear Roller:	✓	✓	✓	✓
Drive Type:	Hand Propelled	Hand Propelled	Hand Propelled	Hand Propelled
Grass Bag Capacity:	40ltr	40ltr	45ltr	50ltr
Mulch:	✗	✓	✓	✓
Grass Bag Full Indicator:	✓	✓	✓	✓
Cable:	10m	10m	10m	10m
Weight:	13kg	17.2kg	19.5kg	22kg

Specifications & models are subject to change without prior notice. All prices are inclusive of VAT. Prices correct as of January 2018.



COBRA MX46SPE

£259.99 inc VAT **Self Propelled 18" Electric Lawnmower**

The Cobra MX46SPE 18" electric 4-in-1 Lawnmower is powered by an 1800W motor. The MX46SPE is self propelled and can either mulch, side discharge, rear discharge or collect.

Specification

- 1800W Motor
- 46cm / 18" Cutting Width
- 25 - 75mm 7 Stage Adjustment
- Collect / Mulching
- Self Propelled
- 60ltr Grass Bag Capacity
- Side / Rear Discharge Options
- 15m Cable Length



For Tackling Larger Jobs

Self Propelled Drive System

The Cobra MX46SPE electric Lawnmower comes equipped with a self propelled drive system for added comfort and ease of operator use.

The self propelled system takes all the effort out of pushing your mower, meaning you can maintain your lawn with ease.



Powerful Motor

1800W High Torque Motor

The powerful 1800W motor means you can tackle any task with confidence, whilst producing a beautiful finish to your lawn.

Powered by a high torque, high performance cutting system which maintains a quality cut. Even long or damp grass can be cut without the risk of stalling the Lawnmower.



Even More Options

Side Discharge System

If you don't want to collect your grass cuttings or your lawn has become overgrown, you can use the side discharge function.

Simply lift the side blanking plate and insert the side discharge chute. The grass will now be discharged in neat lines to the side of where you are mowing.



Specifications & models are subject to change without prior notice. All prices are inclusive of VAT. Prices correct as of January 2018.



The combination of power, style & reliability

Original Lawnmower Range

The Cobra Original Range of petrol Lawnmowers are powered by Briggs & Stratton and Cobra engines. This range of 11 Lawnmowers are available in both hand and self propelled models and vary in cutting widths from 16" to 22". Selected models also feature both mulching and side discharge options. Also available in the range is a dedicated mulching mower.

Range Highlights

- Briggs & Stratton and Cobra Engines
- 16" - 22" Cutting Widths
- Hand and Self Propelled Drives
- 50ltr - 70ltr Grass Bag Capacities
- Mulching / Side Discharge Options
- Dedicated Mulching Lawnmower



COBRA Original Range

16" - 22" Petrol Powered Lawnmowers



Mulching Lawnmowers

1 Mulching System

Selected models in the Original Range feature a mulch plug to enable you to mulch your grass clippings back into the lawn.

Mulching Lawnmowers recycle the grass by finely cutting and re-cutting the clippings. As the clippings decompose, nutrients and fertilisers are returned to the soil meaning you can cut the grass and fertilise at the same time.



Cobra Drive Systems

2 Hand Propelled

Selected petrol Lawnmowers in the Original Range come equipped with a hand propelled drive system for complete operator freedom.

3 Self Propelled

The self propelled system takes all the effort out of pushing your Lawnmower, meaning you can maintain your lawn and not feel exhausted when the grass cutting is complete.



Powerful Engines

4 Briggs & Stratton and Cobra

Powered by Briggs & Stratton and Cobra engines. The Cobra Original Range incorporates the latest engine design technologies ensuring optimal torque and efficiency, resulting in lower emissions. Ideal for Cobra Lawnmowers, these easy starting engines pack a punch.





COBRA M40C

£169.99 inc VAT **16" Lawnmower Powered by Cobra**

With exceptional performance and style, the Cobra M40C 16" petrol Lawnmower is powered by a 98.5cc Cobra DG350 OHV Series engine and is hand propelled for complete user freedom.

Specification

- Cobra DG350 OHV Engine
- Hand Propelled
- 40cm / 16" Cutting Width
- 50ltr Grass Bag Capacity
- 25 - 75mm 10 Stage Adjustment
- Direct Collection System
- Single Height of Cut Adjustment
- 98.5cc Displacement



Powered by Cobra

98.5cc Cobra DG350 OHV Engine

The Cobra DG350 engine offers a quiet, yet powerful combination for a variety of demanding applications.

It incorporates the latest engine design technologies ensuring optimal torque and efficiency.



Single Height of Cut

10 Cutting Heights

The Cobra M40C has 10 adjustable cutting heights ranging from 25mm for a superb finish, up to 75mm for tackling longer grass. All this is achieved by simply using the single height of cut adjustment lever. Depending on the height of your grass, you can easily and efficiently adjust the cutting height to suit.



Large Capacity Grass Bag

50ltr Grass Bag Capacity

Equipped with a 50ltr fabric grass bag, ideal for collecting large amounts of grass clippings.

Made from a robust, high quality fabric that enables a strong free flow of air, which means that grass collection on this machine is even more compact.



COBRA M40SPC

£219.99 inc VAT **16" S/P Lawnmower Powered by Cobra**

The Cobra M40SPC 16" petrol Lawnmower is powered by a Cobra DG450 OHV Series engine and is self propelled for tackling larger jobs with ease.

Specification

- Cobra DG450 OHV Engine
- Self Propelled
- 40cm / 16" Cutting Width
- 50ltr Grass Bag Capacity
- 25 - 75mm 10 Stage Adjustment
- Direct Collection System
- Single Height of Cut Adjustment
- 135cc Displacement



COBRA M40B

£219.99 inc VAT **16" Lawnmower Powered by B&S**

The Cobra M40B 16" petrol Lawnmower is powered by a Briggs & Stratton 450E OHV Series engine and is hand propelled for complete user freedom.

Specification

- B&S 450E Series OHV Engine
- Hand Propelled
- 40cm / 16" Cutting Width
- 50ltr Grass Bag Capacity
- 25 - 75mm 10 Stage Adjustment
- Direct Collection System
- Single Height of Cut Adjustment
- 125cc Displacement



COBRA M40SPB

£259.99 inc VAT **16" S/P Lawnmower Powered by B&S**

The Cobra M40SPB 16" petrol Lawnmower is expertly powered by a Briggs & Stratton 450E Series OHV engine, is self propelled for tackling larger jobs and has a 50ltr grass bag.

Specification

- B&S 450E Series OHV Engine
- Self Propelled
- 40cm / 16" Cutting Width
- 50ltr Grass Bag Capacity
- 25 - 75mm 10 Stage Adjustment
- Direct Collection System
- Single Height of Cut Adjustment
- 125cc Displacement



COBRA M46B

£239.99 inc VAT **18" Lawnmower Powered by B&S**

With exceptional performance and style, the Cobra M46B 18" petrol Lawnmower is powered by a Briggs & Stratton 450E Series OHV engine and is push propelled for complete user freedom.

Specification

- B&S 450E Series OHV Engine
- Hand Propelled
- 46cm / 18" Cutting Width
- 60ltr Grass Bag Capacity
- 25 - 75mm 10 Stage Adjustment
- Direct Collection System
- Single Height of Cut Adjustment
- 125cc Displacement



COBRA M46SPC

£259.99 inc VAT **18" S/P Lawnmower Powered by Cobra**

The Cobra M46SPC 18" petrol Lawnmower is powered by a 135cc Cobra DG450 Series engine, is self propelled for tackling larger jobs and has a large 60ltr collection capacity.

Specification

- Cobra DG450 OHV Engine
- Self Propelled
- 46cm / 18" Cutting Width
- 60ltr Grass Bag Capacity
- 25 - 75mm 10 Stage Adjustment
- Direct Collection System
- Single Height of Cut Adjustment
- 135cc Displacement



Powered by Cobra

135cc Cobra DG450 OHV Engine

The Cobra DG450 engine offers a quiet, yet powerful combination for a variety of demanding applications.

It incorporates the latest engine design technologies ensuring optimal torque and efficiency. The DG450 powers Cobra Lawnmowers for lawns up to 600sq/m.



Drive System

Self Propelled

This Lawnmower comes equipped with a self propelled drive system for added comfort and ease of operator use.

The self propelled system takes all the effort out of pushing your Lawnmower, meaning you can maintain your lawn with ease.



Single Height of Cut

10 Cutting Heights

The Cobra M46SPC has 10 adjustable cutting heights ranging from 25mm for a superb low finish, up to 75mm for tackling longer grass. This is achieved by simply using the single height of cut adjustment lever. Depending on the height of your grass, you can easily and efficiently adjust the cutting height to suit.



COBRA M46C

£209.99 inc VAT **18" Lawnmower Powered by Cobra**

With exceptional performance and style, the Cobra M46C 18" petrol Lawnmower is powered by a Cobra DG450 OHV engine, is push propelled and has a 10 stage height of cut adjustment.

Specification

- Cobra DG450 OHV Engine
- Hand Propelled
- 46cm / 18" Cutting Width
- 60ltr Grass Bag Capacity
- 25 - 75mm 10 Stage Adjustment
- Direct Collection System
- Single Height of Cut Adjustment
- 135cc Displacement





COBRA M46SPB

£299.99 inc VAT **18" S/P Lawnmower Powered by B&S**

The Cobra M46SPB 18" petrol Lawnmower is powered by a 140cc Briggs & Stratton 500E Series OHV engine, has a 10 stage height of cut adjustment and is self propelled to help alleviate user fatigue.

Specification

- B&S 500E Series OHV Engine
- Self Propelled
- 46cm / 18" Cutting Width
- 60ltr Grass Bag Capacity
- 25 - 75mm 10 Stage Adjustment
- Direct Collection System
- Single Height of Cut Adjustment
- 140cc Displacement



COBRA M51SPB

£399.99 inc VAT **20" S/P Lawnmower Powered by B&S**

The Cobra M51SPB petrol 4-in-1 Lawnmower is expertly powered by a Briggs & Stratton 650EXI Ready Start engine and can either mulch, side / rear discharge or collect grass.

Specification

- B&S 650EXI Ready Start Engine
- Self Propelled
- 51cm / 20" Cutting Width
- 60ltr Grass Bag Capacity
- 25 - 75mm 10 Stage Adjustment
- 4-in-1 Collection System
- Mulching / Side Discharge
- 163cc Displacement



COBRA M56SPB

£439.99 inc VAT **22" S/P Lawnmower Powered by B&S**

The 22" M56SPB petrol 4-in-1 Lawnmower from Cobra is powered by a Briggs & Stratton 650EXI Series Ready Start engine and can either mulch, side / rear discharge or collect grass clippings.

Specification

- B&S 650EXI Series Ready Start
- Self Propelled
- 56cm / 22" Cutting Width
- 70ltr Grass Bag Capacity
- 25 - 80mm 10 Stage Adjustment
- 4-in-1 Collection System
- Mulching / Side Discharge
- 163cc Displacement



COBRA M51SPC

£319.99 inc VAT **20" S/P Lawnmower Powered by Cobra**

The Cobra M51SPC petrol 4-in-1 Lawnmower is expertly powered by a Cobra DG600 OHV engine and can either mulch, side / rear discharge or collect grass.

Specification

- Cobra DG600 OHV Engine
- Self Propelled
- 51cm / 20" Cutting Width
- 60ltr Grass Bag Capacity
- 25 - 75mm 10 Stage Adjustment
- 4-in-1 Collection System
- Mulching / Side Discharge
- 173cc Displacement



Expertly Powered By
COBRA



Powered by Cobra

Cobra DG600 OHV Engine

The Cobra DG600 engine offers a quiet, yet powerful combination for a variety of demanding applications.

It incorporates the latest engine design technologies ensuring optimal torque and efficiency. The DG600 powers Cobra Lawnmowers for lawns up to 800sq/m.



Recycle Your Grass

Mulching System

The Cobra M51SPC comes complete with a mulch plug to enable you to mulch your grass clippings back into the lawn.

Mulching Lawnmowers recycle the grass by finely cutting and re-cutting the clippings.



Drive System

Self Propelled

This Lawnmower comes equipped with a self propelled drive system for added comfort and ease of operator use.

The self propelled system takes all the effort out of pushing your Lawnmower, meaning you can maintain your lawn with ease.



Original Range Overview



				
	M40C	M40B	M40SPC	M40SPB
Engine:	Cobra DG350 OHV	B&S 450E Series OHV	Cobra DG450 OHV	B&S 450E Series OHV
Cutting Width:	40cm / 16"	40cm / 16"	40cm / 16"	40cm / 16"
Cutting Height:	25 - 75mm 10 Stage	25 - 75mm 10 Stage	25 - 75mm 10 Stage	25 - 75mm 10 Stage
Drive Type:	Hand Propelled	Hand Propelled	Self Propelled	Self Propelled
Grass Bag Capacity:	50ltr	50ltr	50ltr	50ltr
Mulch / Side Discharge:	X	X	X	X
Collection System:	Direct	Direct	Direct	Direct
Weight:	25kg	24kg	28kg	26kg

				
	M46C	M46B	M46SPC	M46SPB
Engine:	Cobra DG450 OHV	B&S 450E Series OHV	Cobra DG450 OHV	B&S 500E Series OHV
Cutting Width:	46cm / 18"	46cm / 18"	46cm / 18"	46cm / 18"
Cutting Height:	25 - 75mm 10 Stage	25 - 75mm 10 Stage	25 - 75mm 10 Stage	25 - 75mm 10 Stage
Drive Type:	Hand Propelled	Hand Propelled	Self Propelled	Self Propelled
Grass Bag Capacity:	60ltr	60ltr	60ltr	60ltr
Mulch / Side Discharge:	X	X	X	X
Collection System:	Direct	Direct	Direct	Direct
Weight:	26kg	26kg	28kg	28kg

			
	M51SPC	M51SPB	M56SPB
Engine:	Cobra DG600 OHV	B&S 650EXI Ready Start	B&S 650EXI Series Ready Start
Cutting Width:	51cm / 20"	51cm / 20"	56cm / 22"
Cutting Height:	25 - 75mm 10 Stage	25 - 75mm 10 Stage	25 - 80mm 10 Stage
Drive Type:	Self Propelled	Self Propelled	Self Propelled
Grass Bag Capacity:	60ltr	60ltr	70ltr
Mulch / Side Discharge:	✓	✓	✓
Collection System:	4-in-1	4-in-1	4-in-1
Weight:	35kg	35kg	37kg

Specifications & models are subject to change without prior notice. All prices are inclusive of VAT. Prices correct as of January 2018.



Mulching System
The greener way to cut your lawn

The MM51B is a mulching mower which enables you to mulch your grass clippings back into the lawn. Mulching Lawnmowers recycle the grass by finely cutting and re-cutting the clippings. As the clippings decompose, nutrients and fertilisers are returned to the soil meaning you can cut the grass and fertilise at the same time.



Side Discharge System
Side discharge your grass with Cobra

If you don't want to mulch your grass or your lawn has become overgrown, the MM51B comes with a side discharge function. Simply lift the side blanking plate and insert the side discharge chute. The grass will now be discharged in neat lines to the side of where you are mowing.



COBRA MM51B
£309.99 inc VAT **20" Mulching Lawnmower Powered by B&S**
The Cobra MM51B 20" dedicated mulching Lawnmower is powered by a 140cc Briggs & Stratton 500E Series engine, is hand propelled for ease of manoeuvrability and has the option for side discharge.

Specification

- B&S 500E Series Engine
- 51cm / 20" Cutting Width
- 30 - 75mm 5 Stage Adjustment
- Single Height of Cut Adjustment
- Hand Propelled
- Side Discharge
- Mulching
- 140cc Displacement

Specifications & models are subject to change without prior notice. All prices are inclusive of VAT. Prices correct as of January 2018.



Feature rich, high specification lawnmowers

Premium Lawnmower Range

The Cobra Premium Range of petrol Lawnmowers are powered by Briggs & Stratton, Cobra and Honda engines. These 8 models are packed with high end features including mulching and side discharge, large diameter wheels and 4 speed gearboxes on selected models. Hand and self propelled models are available with cutting widths ranging from 18" - 22".

Range Highlights

- Briggs & Stratton, Cobra and Honda Engines
- 18" - 22" Cutting Widths
- Hand and Self Propelled Drives
- Electric Start on Selected Models
- Mulching / Side Discharge
- 25mm - 75mm 7 Stage Height of Cut



P PREMIUM
RANGE LAWNMOWERS

COBRA Premium Range

18" - 22" Petrol Powered Premium Lawnmowers

P PREMIUM
RANGE LAWNMOWERS



Mulching Lawnmowers

1 Mulching System

The Premium Range models all come equipped with a mulch plug to enable you to mulch your grass clippings back into the lawn.

Mulching Lawnmowers recycle the grass by finely cutting and re-cutting the clippings. As the clippings decompose, nutrients and fertilisers are returned to the soil.



Drive Systems

2 Hand & Self Propelled

Hand propelled drive systems for complete operator freedom. The self propelled system takes all the effort out of pushing your Lawnmower.

4 Electric Start

Eliminates the necessity of pulling the recoil rope, replacing it with an electric ignition key starter. This can help reduce wear and tear on the engine. Exclusively available on the MX46SPCE model.



Even More Options

5 Side Discharge

If you don't want to collect your grass cuttings or your lawn has become overgrown, the Premium Range all come equipped with a side discharge function.

Simply lift the side blanking plate and insert the side discharge chute. The grass will now be discharged in neat lines to the side of where you are mowing.





COBRA MX46B

£314.99 inc VAT **18" Lawnmower Powered by B&S**

The Cobra MX46B petrol 4-in-1 Lawnmower is powered by a Briggs & Stratton 500E Series OHV engine. This mower is hand propelled and can either mulch, side / rear discharge or collect grass clippings.

Specification

- B&S 500E Series OHV Engine
- 46cm / 18" Cutting Width
- 25 - 75mm 7 Stage Adjustment
- Mulching / Side Discharge
- Hand Propelled
- 60ltr Grass Bag Capacity
- 4-in-1 Collection System
- 140cc Displacement



COBRA MX46SPB

£369.99 inc VAT **18" S/P Lawnmower Powered by B&S**

The Cobra MX46SPB petrol Lawnmower can either mulch, side / rear discharge or collect grass clippings and has a Briggs & Stratton 500E Series OHV engine. This Lawnmower is self propelled.

Specification

- B&S 500E Series OHV Engine
- 46cm / 18" Cutting Width
- 25 - 75mm 7 Stage Adjustment
- Mulching / Side Discharge
- Self Propelled
- 60ltr Grass Bag Capacity
- 4-in-1 Collection System
- 140cc Displacement



Powered by Cobra

135cc Cobra DG450 OHV Engine

The Cobra DG450 engine offers a quiet, yet powerful combination for a variety of demanding applications.

It incorporates the latest engine design technologies ensuring optimal torque and efficiency. The DG450 powers Cobra lawnmowers for gardens up to 600sq/m.



Mulching Lawnmower

Mulching System

Equipped with a mulch plug to enable you to mulch your grass clippings back into the lawn. Mulching Lawnmowers recycle the grass by finely cutting and re-cutting the clippings. As the clippings decompose, nutrients and fertilisers are returned to the soil meaning you can cut the grass and fertilise at the same time.



Even More Options

Side Discharge System

Simply lift the side blanking plate and insert the side discharge chute. The grass will now be discharged in neat lines to the side of where you are mowing.

This is ideal if you don't want to collect your grass cuttings or your lawn has become overgrown.



Push button starting for even easier lawnmowing

As well as a standard recoil pull-start, there's also an electric start system to make starting your Cobra MX46SPCE Lawnmower even easier.

Electric Start eliminates the necessity of pulling the recoil rope, replacing it with a button. This can help reduce wear and tear on the engine. A charger is supplied to keep the battery ready for use.

COBRA MX46SPH

£449.99 inc VAT **18" S/P Lawnmower Powered by Honda**

The premium Cobra MX46SPH petrol 4-in-1 Lawnmower is powered by a Honda GCV160 engine. This mower is self propelled and can either mulch, side discharge, rear discharge or collect.

Specification

- Honda GCV160 Engine
- Self Propelled
- 46cm / 18" Cutting Width
- 60ltr Grass Bag Capacity
- 25 - 75mm 7 Stage Adjustment
- 4-in-1 Collection System
- Mulching / Side Discharge
- 160cc Displacement



COBRA MX51SPH

£469.99 inc VAT **20" S/P Lawnmower Powered by Honda**

Powered by a Honda GCV160 engine, the premium Cobra MX51SPH is a petrol 4-in-1 Lawnmower with self propelled drive for tackling larger jobs and reduce operator fatigue.

Specification

- Honda GCV160 Engine
- Self Propelled
- 51cm / 20" Cutting Width
- 60ltr Grass Bag Capacity
- 25 - 75mm 7 Stage Adjustment
- 4-in-1 Collection System
- Mulching / Side Discharge
- 160cc Displacement



COBRA MX564SPB

£499.99 inc VAT **22" S/P 4 Speed Mower Powered by B&S**

The premium Cobra MX564SPB petrol 4-in-1 Lawnmower is powered by a Briggs & Stratton 675EXI Series Ready Start engine. This Cobra Lawnmower is self propelled with a reliable 4 speed gearbox.

Specification

- B&S 675EXI Series Ready Start
- Self Propelled / 4 Speed
- 56cm / 22" Cutting Width
- 70ltr Grass Bag Capacity
- 25 - 75mm 7 Stage Adjustment
- 4-in-1 Collection System
- Mulching / Side Discharge
- 163cc Displacement



COBRA MX514SPB

£439.99 inc VAT **20" Lawnmower with 4 Speed Gearbox**

Powered by a Briggs & Stratton 650EXI Series Ready Start engine, the premium Cobra MX514SPB is a petrol 4-in-1 Lawnmower with self propelled drive and a reliable 4 speed gearbox for complete control and the ultimate mowing experience.

Specification

- B&S 650EXI Series Ready Start
- Self Propelled / 4 Speed
- 51cm / 20" Cutting Width
- 60ltr Grass Bag Capacity
- 25 - 75mm 7 Stage Adjustment
- 4-in-1 Collection System
- Mulching / Side Discharge
- 163cc Displacement



Powered by Briggs & Stratton

B&S 650EXI Series Ready Start

The Briggs & Stratton 650EXI Series engine combines powerful performance with new levels of easy operation.

Easy to use, easy to maintain, easy to start - this series delivers a new engine experience for the most demanding of end users.



Complete Control

4 Speed Gearbox

The Cobra MX514SPB petrol mower has comfort handles and a self propelled drive system with 4 speed gearbox.

The self propelled system takes all the effort out of pushing your Lawnmower and the 4 speed gearbox gives you total control for ultimate mowing.



Even More Options

Mulching and Side Discharge

The MX514SPB comes equipped with a mulch plug to enable you to mulch your grass clippings back into the lawn.

If you don't want to collect your grass cuttings or your lawn has become overgrown, the MX514SPB also has a side discharge function.





COBRA MX515SPBI

£574.99 inc VAT **20" Lawnmower with Aluminium Deck**

Powered by a Briggs & Stratton 675IS InStart engine, the premium Cobra MX515SPBI comes equipped with a durable aluminium deck. The 4-in-1 cutting system together with self propelled drive and a reliable 5 speed gearbox provide complete user control.

Specification

- B&S 675IS InStart Engine
- Self Propelled / 5 Speed
- 51cm / 20" Cutting Width
- 60ltr Grass Bag Capacity
- 25 - 75mm 5 Stage Adjustment
- Mulching / Side Discharge
- Aluminium Deck
- 163cc Displacement



Quick Battery Charging



InStart's battery can be quickly charged from flat so you don't have to wait too long until your mower is ready to go!

More than 50 starts from a fully charged battery.



Powerful B&S 675IS Engine



InStart from Briggs & Stratton delivers the next generation in easy starting. Ingenious integration of engine and battery gives you cutting power at a touch. No more pulling the recoil to start your Lawnmower.



Push Button Starting System



Proven Lithium-ion battery technology ensures simple instant starting over-and-over again without constant recharging. Push-button is the easiest starting ever. InStart technology eliminates the need for the traditional recoil starting system.



Premium Range Overview



				
	MX46B	MX46SPB	MX46SPH	MX46SPCE
Engine:	B&S 500E Series OHV	B&S 500E Series OHV	Honda GCV160	Cobra Electric Start DG450 OHV
Cutting Width:	46cm / 18"	46cm / 18"	46cm / 18"	46cm / 18"
Cutting Height:	25 - 75mm 7 Stage	25 - 75mm 7 Stage	25 - 75mm 7 Stage	25 - 75mm 7 Stage
Drive Type:	Hand Propelled	Self Propelled	Self Propelled	Self Propelled
Grass Bag Capacity:	60ltr	60ltr	60ltr	60ltr
Mulch / Side Discharge:	✓	✓	✓	✓
Collection System:	4-in-1	4-in-1	4-in-1	4-in-1
Weight:	28kg	31kg	33kg	39kg

				
	MX514SPB	MX564SPB	MX51SPH	MX515SPBI
Engine:	B&S 650EXI Series Ready Start	B&S 675EXI Series Ready Start	Honda GCV160	B&S 675IS InStart
Cutting Width:	51cm / 20"	56cm / 22"	51cm / 20"	51cm / 20" Aluminium
Cutting Height:	25 - 75mm 7 Stage	25 - 75mm 7 Stage	25 - 75mm 7 Stage	25 - 75mm 7 Stage
Drive Type:	Self Propelled / 4 Speed	Self Propelled / 4 Speed	Self Propelled	Self Propelled
Grass Bag Capacity:	60ltr	70ltr	60ltr	60ltr
Mulch / Side Discharge:	✓	✓	✓	✓
Collection System:	4-in-1	4-in-1	4-in-1	4-in-1
Weight:	36kg	40kg	36kg	37kg



A beautiful, traditional striped finish

Rear Roller Lawnmower Range

The Cobra Rear Roller Range of petrol Lawnmowers are powered by Briggs & Stratton, Cobra and Honda engines. The range incorporates 13 models which feature full width rear rollers for creating a traditional striped finish, hand and self propelled drive systems and 16" to 20" cutting widths.

Range Highlights

- Briggs & Stratton, Cobra and Honda Engines
- 16" - 20" Cutting Widths
- Hand and Self Propelled Drives
- Electric Start on Selected Models
- 45ltr - 70ltr Grass Bag Capacities
- 17mm - 75mm 6 Stage Height of Cut



COBRA
With Rear Roller

COBRA Rear Roller Range

16" - 20" Petrol Rear Roller Lawnmowers

COBRA
With Rear Roller



Traditional Striped Finish

1 Full Width Rear Roller

The Rear Roller Range of petrol Lawnmowers from Cobra all come equipped with a full width rear roller to produce a traditional striped finish.

They also give you the ability to mow right up to the edge of flowerbeds and borders. The rear roller supports the Lawnmower when the front wheels are in line with the border edge.



Single Lever Height of Cut

2 17mm - 75mm 6 Stage Adjustment

The Cobra Rear Roller Range have 6 fully adjustable cutting heights ranging from 17mm for a superb low finish, up to 75mm for tackling longer grass.

All this is achieved by simply using the single height of cut adjustment lever which has been conveniently positioned next to the rear roller.




Cobra Drive Systems

3 Hand Propelled

Selected petrol Lawnmowers in the Rear Roller Range come equipped with a hand propelled drive system for complete operator freedom.

Self Propelled

The self propelled system takes all the effort out of pushing your Lawnmower, meaning you can maintain your lawn and not feel exhausted when the grass cutting is complete.





COBRA RM40SPC

£319.99 inc VAT **16" S/P Lawnmower Powered by Cobra**

With exceptional performance and style, the Cobra RM40SPC petrol Lawnmower is powered by a Cobra DG450 engine. The RM40SPC is self propelled and has a rear roller for a traditional striped finish.

Specification

- Cobra DG450 OHV Engine
- Self Propelled
- 40cm / 16" Cutting Width
- 50ltr Grass Bag Capacity
- 17 - 75mm 6 Stage Adjustment
- Direct Collection System
- Rear Roller
- 135cc Displacement



Expertly Powered By
COBRA

COBRA
With Rear Roller



COBRA RM40C

£289.99 inc VAT **Rear Roller Lawnmower Powered by Cobra**

The Cobra RM40C petrol Lawnmower is powered by a 98.5cc Cobra DG350 OHV engine. The RM40C cuts down to 17mm, is hand propelled and has a rear roller for a traditional striped finish.

Specification

- Cobra DG350 OHV Engine
- Hand Propelled
- 40cm / 16" Cutting Width
- 50ltr Grass Bag Capacity
- 17 - 75mm 6 Stage Adjustment
- Direct Collection System
- Rear Roller
- 98.5cc Displacement



Expertly Powered By
COBRA

COBRA
With Rear Roller

Powered by Cobra

98.5cc Cobra DG350 OHV Engine

The Cobra DG350 engine offers a quiet, yet powerful solution for a variety of demanding applications.

It incorporates the latest engine design technologies ensuring optimal torque and efficiency.



Single Height of Cut

17mm - 75mm 6 Stage Adjustment

The Cobra RM40C has 6 adjustable cutting heights ranging from 17mm for a superb low finish, up to 75mm for tackling longer grass. All this is achieved by simply using the single height of cut adjustment lever. Depending on the height of your grass, you can easily and efficiently adjust the cutting height to suit.



Large Capacity Grass Bag

50ltr Grass Bag Capacity

Equipped with a 50ltr fabric grass bag, ideal for collecting large amounts of grass clippings before the need for emptying.

Made from a robust, high quality fabric that enables a strong free flow of air, which means that grass collection on this machine is even more compact.



COBRA RM40SPB

£374.99 inc VAT **16" S/P Lawnmower Powered by B&S**

The Cobra RM40SPB petrol Lawnmower is powered by a Briggs & Stratton 450E series engine. Its full width rear roller gives a beautiful striped finish with a cut as low as 17mm.

Specification

- B&S 450E Series Engine
- Self Propelled
- 40cm / 16" Cutting Width
- 50ltr Grass Bag Capacity
- 17 - 75mm 6 Stage Adjustment
- Direct Collection System
- Rear Roller
- 125cc Displacement



POWERED BY
BRIGGS & STRATTON

COBRA
With Rear Roller

COBRA RM40SPCE

£399.99 inc VAT **16" Lawnmower with Push Button Start**

The RM40SPCE Electric Start petrol Lawnmower from Cobra is powered by a 135cc Cobra DG450 OHV engine. The RM40SPCE has a rear roller for a traditional finish and a key start system.

Specification

- Cobra DG450 OHV Electric Start
- Self Propelled
- 40cm / 16" Cutting Width
- 50ltr Grass Bag Capacity
- 17 - 75mm 6 Stage Adjustment
- Direct Collection System
- Rear Roller
- 135cc Displacement



Expertly Powered By
COBRA

ELECTRIC START

COBRA
With Rear Roller





COBRA RM433SPBI

£519.99 inc VAT 17" S/P Lawnmower with B&S InStart

The Cobra RM433SPBI petrol Lawnmower is powered by a Briggs & Stratton 575IS InStart engine. The RM433SPBI is self propelled has a premium deck and a rear roller for a traditional striped finish.

Specification

- B&S 575IS InStart Engine
- 43cm / 17" Cutting Width
- 17 - 75mm 6 Stage Adjustment
- 3 Speed Transmission
- Self Propelled
- 50ltr Grass Bag Capacity
- Direct Collection System
- 150cc Displacement



COBRA RM46SPC

£354.99 inc VAT 18" S/P Lawnmower Powered by Cobra

The Cobra RM46SPC petrol Lawnmower is powered by a Cobra DG450 OHV engine. The RM46SPC is self propelled and has a rear roller for a traditional striped finish.

Specification

- Cobra DG450 OHV Engine
- 46cm / 18" Cutting Width
- 17 - 75mm 6 Stage Adjustment
- Rear Roller
- Self Propelled
- 55ltr Grass Bag Capacity
- Direct Collection System
- 135cc Displacement



Expertly Powered By



COBRA RM46SPBR

£429.99 inc VAT 18" S/P Lawnmower Powered by B&S

With exceptional performance and powered by the B&S 575EX Series Ready Start engine, the Cobra RM46SPBR 18" petrol Lawnmower is self propelled and has a full width rear roller for a striped finish.

Specification

- B&S 575EX Series Ready Start
- 46cm / 18" Cutting Width
- 17 - 75mm 6 Stage Adjustment
- Rear Roller
- Self Propelled
- 55ltr Grass Bag Capacity
- Direct Collection System
- 140cc Displacement



Powered by Briggs & Stratton

140cc B&S 575EX Series Ready Start

The 575EX engine provides the best-in-class performance in this category of engines.


It includes the latest engine design technologies ensuring optimal torque and efficiency, resulting in lower emissions.



Traditional Striped Finish

Full Width Rear Roller

The RM46SPBR comes equipped with a rear roller to help create a traditional striped finish on your lawn. It also gives you the ability to mow right up to the edges of flowerbeds and borders. The rear roller supports the Lawnmower when the front wheels are in line with the border edge.



Large Capacity Grass Bag

60ltr Grass Bag Capacity

Equipped with a 60ltr fabric grass bag, ideal for collecting large amounts of grass clippings before the need for emptying.

Made from a robust, high quality fabric that enables a strong free flow of air, which means that grass collection on this machine is even more compact.



COBRA RM46SPCE

£469.99 inc VAT 18" Lawnmower with Push Button Start

The Cobra RM46SPCE Electric Start petrol Lawnmower is powered by a Cobra DG450 OHV engine. The RM46SPCE has a rear roller for a traditional striped finish.

Specification

- Cobra DG450 OHV Electric Start
- 46cm / 18" Cutting Width
- 17 - 75mm 6 Stage Adjustment
- Rear Roller
- Self Propelled
- 55ltr Grass Bag Capacity
- Direct Collection System
- 135cc Displacement



Expertly Powered By



COBRA RM46B

£344.99 inc VAT **18" Lawnmower Powered by B&S**

Create a traditional striped lawn with the Cobra RM46B 18" petrol Lawnmower. Powered by a Briggs & Stratton 500E Series engine, the RM46B is hand propelled and has a full width rear roller.

Specification

- B&S 500E Series Engine
- Hand Propelled
- 46cm / 18" Cutting Width
- 55ltr Grass Bag Capacity
- 17 - 75mm 6 Stage Adjustment
- Direct Collection System
- Rear Roller
- 140cc Displacement



COBRA RM46SPB

£399.99 inc VAT **18" S/P Lawnmower Powered by B&S**

With exceptional performance and style, the Cobra RM46SPB 18" petrol Lawnmower is powered by a Briggs & Stratton 500E Series engine. The RM46SPB is self propelled and has a rear roller for a striped finish.

Specification

- B&S 500E Series Engine
- Self Propelled
- 46cm / 18" Cutting Width
- 55ltr Grass Bag Capacity
- 17 - 75mm 6 Stage Adjustment
- Direct Collection System
- Rear Roller
- 140cc Displacement



COBRA RM513SPBI

£649.99 inc VAT **20" S/P Lawnmower Powered by B&S**

With exceptional performance and style, the new Cobra RM513SPBI 20" petrol Lawnmower is powered by a Briggs & Stratton 675IS InStart engine. The RM513SPBI is self propelled and has a rear roller.

Specification

- B&S 675IS InStart Engine
- Self Propelled
- 51cm / 20" Cutting Width
- 70ltr Grass Bag Capacity
- 17 - 75mm 6 Stage Adjustment
- Direct Collection System
- 3 Speed Transmission
- 163cc Displacement



COBRA RM46SPH

£499.99 inc VAT **18" S/P Lawnmower Powered by Honda**

Powered by a Honda GCV160 engine, the RM46SPH 18" petrol Lawnmower is self propelled and has a rear roller for a traditional striped finish.

Specification

- Honda GCV160 Engine
- Self Propelled
- 46cm / 18" Cutting Width
- 55ltr Grass Bag Capacity
- 17 - 75mm 6 Stage Adjustment
- Direct Collection System
- Rear Roller
- 160cc Displacement



COBRA RM514SPC

£449.99 inc VAT **20" S/P Lawnmower Powered by Cobra**

Powered by a Cobra DG600 engine, the RM514SPC 20" petrol Lawnmower is self propelled, has a 4 speed transmissin and has a rear roller for a traditional striped finish.

Specification

- Cobra DG600 Engine
- Self Propelled
- 51cm / 20" Cutting Width
- 70ltr Grass Bag Capacity
- 17 - 75mm 6 Stage Adjustment
- Direct Collection System
- 4 Speed Transmission
- 173cc Displacement



Rear Roller Range Overview



				
	RM40C	RM40SPC	RM40SPB	RM40SPCE
Engine:	Cobra DG350 OHV	Cobra DG450 OHV	B&S 450E Series	Cobra DG450 OHV Electric Start
Cutting Width:	40cm / 16"	40cm / 16"	40cm / 16"	40cm / 16"
Cutting Height:	17 - 75mm 6 Stage	17 - 75mm 6 Stage	17 - 75mm 6 Stage	17 - 75mm 6 Stage
Rear Roller:	✓	✓	✓	✓
Drive Type:	Hand Propelled	Self Propelled	Self Propelled	Self Propelled
Grass Bag Capacity:	50ltr	50ltr	50ltr	50ltr
Cam Lock Levers:	✓	✓	✓	✓
Weight:	28kg	28.5kg	28.5kg	36.5kg

				
	RM433SPBI	RM46SPC	RM46SPCE	RM46B
Engine:	B&S 575IS InStart Engine	Cobra DG450 OHV	Cobra DG450 with Electric Start	B&S 500E Series
Cutting Width:	43cm / 17"	46cm / 18"	46cm / 18"	46cm / 18"
Cutting Height:	17 - 75mm 6 Stage	17 - 75mm 6 Stage	17 - 75mm 6 Stage	17 - 75mm 6 Stage
Rear Roller:	✓	✓	✓	✓
Drive Type:	Self Propelled / 3 Speed	Self Propelled	Self Propelled	Hand Propelled
Grass Bag Capacity:	50ltr	55ltr	55ltr	55ltr
Cam Lock Levers:	✓	✓	✓	✓
Weight:	31.5kg	37kg	40kg	30kg

				
	RM46SPB / SPH	RM46SPBR	RM513SPBI	RM514SPC
Engine:	B&S 500E Series / Honda GCV160	B&S 575EX Series Ready Start	B&S 675IS InStart Engine	Cobra DG600 Engine
Cutting Width:	46cm / 18"	46cm / 18"	51cm / 20"	51cm / 20"
Cutting Height:	17 - 75mm 6 Stage	17 - 75mm 6 Stage	17 - 75mm 6 Stage	17 - 75mm 6 Stage
Rear Roller:	✓	✓	✓	✓
Drive Type:	Self Propelled	Self Propelled	Self Propelled / 3 Speed	Self Propelled / 4 Speed
Grass Bag Capacity:	55ltr	55ltr	70ltr	70ltr
Cam Lock Levers:	✓	✓	✓	✓
Weight:	32kg	32kg	41.5kg	46.5kg

Specifications & models are subject to change without prior notice. All prices are inclusive of VAT. Prices correct as of January 2018.



Tackle the toughest slopes with an AirMow



Petrol Hover Mowers that cut on slopes up to 45°

The Cobra AirMow series of Hover Mowers float on a cushion of air and have all the user freedom that petrol powered machines bring. The three models in the range are lightweight and manoeuvrable, enabling you to cut the grass easily in awkward to reach areas of the lawn and on slopes of up to 45°. Powered by Cobra, Honda & Briggs & Stratton engines for ultimate power and reliability.

Range Highlights

- Cobra, Honda & B&S Engines
- 51cm / 20" Cutting Width
- Tackle up to 45° Slopes
- Wheel Kit as Standard
- Floats on a Cushion of Air
- Easy to Manoeuvre



COBRA Petrol Hover Range

20" Petrol Hover Mowers Powered by Honda, Briggs & Stratton & Cobra



Powerful Engines

1 Cobra, B&S & Honda Engines
Powered by Cobra, B&S and Honda engines. The Cobra AirMow range incorporates the latest engine design technologies ensuring optimal torque and efficiency, resulting in lower emissions.

Ideal for Cobra Lawnmowers, these easy starting engines pack a punch.



Strong, Injection Molded Deck

2 Robust, ABS Cutting Deck
With exceptionally strong and lightweight ABS injection-molded decks, the Cobra AirMow range provide more manoeuvrability and superior control when tackling tough areas or slopes.

A small footprint makes the Cobra Air-Mow easy to operate while its solid design gives peace of mind when tackling the most robust of conditions.



3-in-1 Wheel Kit System

3 Wheel Kit as Standard
The Cobra AirMow range of petrol hover mowers all come equipped with a 3-in-1 wheel kit as standard.

- 1) With the wheels engaged the mower can be pushed over difficult or uneven surfaces easily.
- 2) Simply lift the wheels and click in place if not required. (Pictured)
- 3) Easily remove the wheels.



Specifications & models are subject to change without prior notice. All prices are inclusive of VAT. Prices correct as of January 2018.



COBRA AirMow 51

£309.99 inc VAT **20" Petrol Hover Mower Powered by Cobra**
The Cobra AirMow 51 petrol hover Lawnmower is powered by a Cobra DG350 OHV engine, has a 20" cutting width, is equipped with a wheel kit as standard and is built for the demands of the domestic gardener.

- Specification**
- | | |
|----------------------------|-----------------------------|
| ■ Cobra DG350 OHV Engine | ■ 2 Stage Height Adjustment |
| ■ 51cm / 20" Cutting Width | ■ Hand Propelled |
| ■ Cuts on 45° slopes | ■ Easy to Manoeuvre |
| ■ Wheel Kit Included | ■ Weight: 17kg |



COBRA AirMow 51B

£429.99 inc VAT **20" Petrol Hover Mower Powered by B&S**
The Cobra AirMow 51B petrol hover Lawnmower is powered by Briggs & Stratton 575EX engine and is equipped with a wheel kit as standard. The Cobra hover Lawnmowers are ideal for cutting on 45° slopes.

- Specification**
- | | |
|-----------------------------|----------------------|
| ■ B&S 575EX ReadyStart | ■ Wheel Kit Included |
| ■ 51cm / 20" Cutting Width | ■ Hand Propelled |
| ■ 2 Stage Height Adjustment | ■ Easy to Manoeuvre |
| ■ Cuts on 45° slopes | ■ Weight: 18kg |



COBRA AirMow 51 Pro

£519.99 inc VAT **20" Petrol Hover Mower Powered by Honda**
Built for the demands of the domestic and professional gardener, the Cobra AirMow 51 Pro petrol hover Lawnmower is powered by a Honda GCV160 OHV engine, a 20" cutting width and a wheel kit as standard.

- Specification**
- | | |
|-----------------------------|----------------------|
| ■ Honda GCV160 OHV | ■ Wheel Kit Included |
| ■ 51cm / 20" Cutting Width | ■ Hand Propelled |
| ■ 3 Stage Height Adjustment | ■ Easy to Manoeuvre |
| ■ Cuts on 45° slopes | ■ Weight: 18kg |



Specifications & models are subject to change without prior notice. All prices are inclusive of VAT. Prices correct as of January 2018.



Robust lawnmowers for professional use

Professional Lawnmower Range

The Cobra Professional Range of petrol Lawnmowers are powered by Honda and Subaru engines. The 7 models in the range come in either 4 wheeled or rear roller options and are suitable for both the professional and domestic user. Cast Aluminium Decks, Blade Brake Clutch, Shaft Drive and Fan Assisted Collection are just a few of the features you can expect from Cobra Professional Lawnmowers.

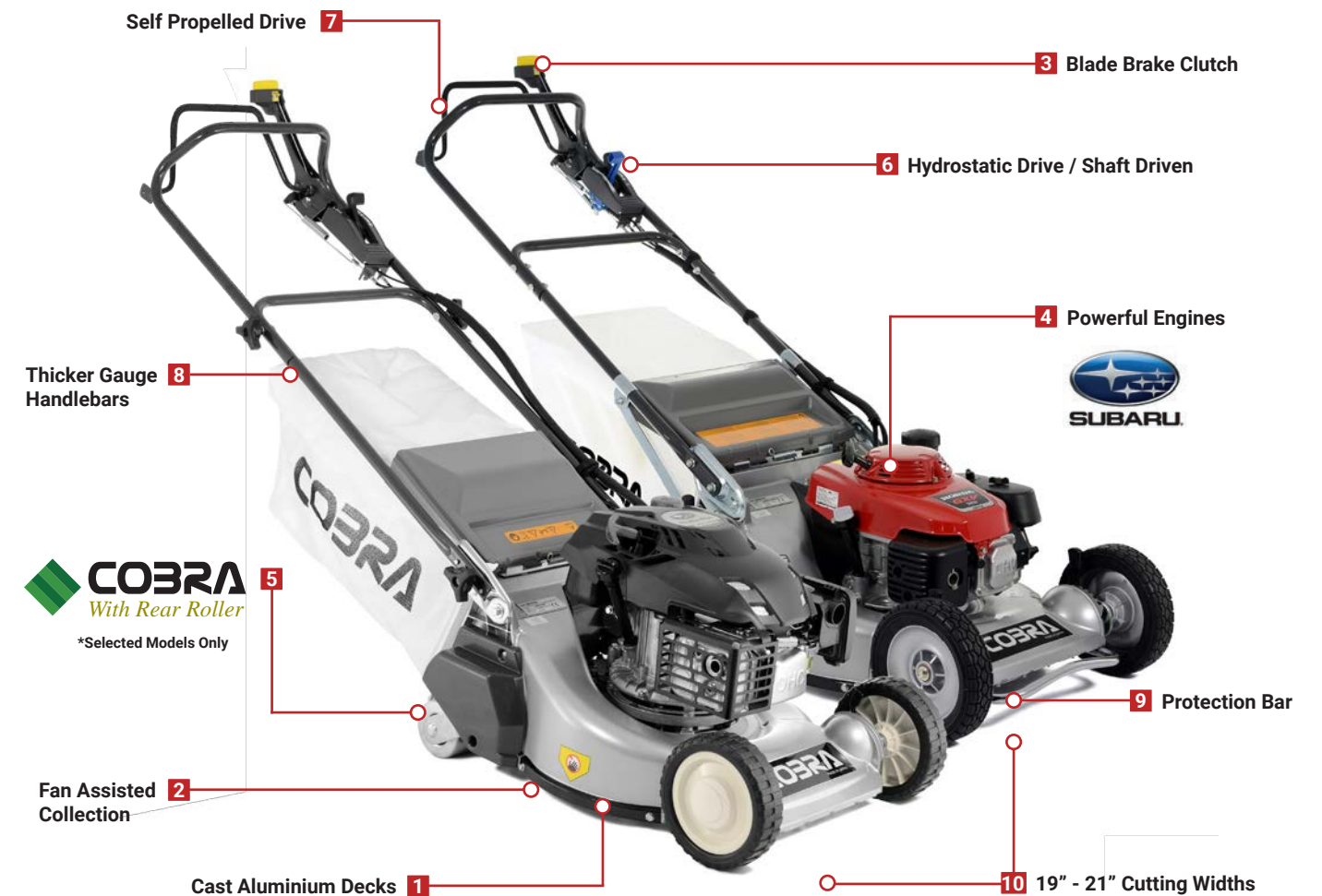
Range Highlights

- Subaru and Honda Engines
- 19" - 21" Cutting Widths
- Self Propelled and Hydrostatic Drives
- 4 Wheeled and Rear Roller Options
- 70ltr - 75ltr Grass Bag Capacities
- Reinforced Deck Liner and Bumper Bars



COBRA Professional Range

19" - 21" Petrol Professional Lawnmowers



Superior Grass Collection

1 Cast Aluminium Deck

The Cast Aluminium Deck has many benefits which include being less susceptible to corrosion, easy to clean, durability and a longer working life.

2 Fan Assisted Collection

The integrated fan works like a vacuum to further improve the collection. This fan assisted collection system is also efficient in the removal of other garden debris such as leaves.



Ideal for Professional Users

3 Blade Brake Clutch

Blade Brake Clutch System stops the blades from turning, but keeps the engine running.

4 Powerful Engines

The Cobra Professional Range of Lawnmowers are powered by Honda or Subaru engines incorporating the latest engine design technology. This ensures the optimal torque and efficiency, resulting in lower emissions.



Traditional Striped Finish

5 Steel Rear Roller

Selected Professional Lawnmowers have a heavy steel rear roller. The split differential drive prevents slipping on damp ground and ensures the lawn won't be scalped whilst turning.

6 Shaft Driven

Shaft driven rather than the more traditional belt or chain drive, so will cope easily with long periods of intensive use in the most challenging conditions.






Hi-Speed Shaft Driven Gearbox

Hi-Speed Gearbox

Shaft driven rather than the more traditional belt or chain drive, so it will cope easily with long periods of intensive use in the most challenging conditions.

The Hi-Speed Specification has a 13% increase in travel speed compared to regular self propelled models.



COBRA RM53SPH-PRO

£1,299.99 inc VAT **21" Lawnmower Powered by Honda**

The Cobra RM53SPH-PRO petrol Lawnmower with Hi-Speed gearbox is powered by a Honda GXV160 engine. It has a 21" cutting width and is built for the demands of the domestic and professional gardener.

Specification

- Honda GXV160 Engine
- 53cm / 21" Cutting Width
- 13 - 59mm 7 Stage Adjustment
- Rear Roller
- Self Propelled
- 75ltr Grass Bag Capacity
- Blade Brake Clutch
- Hi-Speed Gearbox




Strength, Durability & Protection

Steel Deck Liner

The reinforced steel deck liner increases the life of the deck by protecting and strengthening the underside of your Lawnmower.

Cobra Professional Lawnmowers are built to withstand the most demanding commercial applications.




Traditional Striped Finish

Steel Rear Roller

Selected Professional Lawnmowers are equipped with a heavy steel rear roller which will create a traditional striped finish.

The split differential drive prevents slipping on damp ground and ensures the lawn won't be scalped whilst turning.



COBRA M48SPS

£969.99 inc VAT **19" S/P Lawnmower Powered by Subaru**

The Cobra M48SPS petrol Lawnmower is powered by a Subaru EA190V OHC engine, has a 19" cutting width and is built for the demands of the domestic and professional gardener.

Specification

- Subaru EA190V Engine
- 48cm / 19" Cutting Width
- 16 - 76mm 7 Stage Adjustment
- Blade Brake Clutch
- Self Propelled / 2 Speed
- 70ltr Grass Bag Capacity
- Weighs 47kg
- Shaft Driven



COBRA M53SPH


£1,159.99 inc VAT **21" S/P Lawnmower Powered by Honda**

Powered by a 2 Speed Honda GXV160 engine, the Cobra M53SPH petrol Lawnmower has a 21" cutting width and is built for the demands of the domestic and professional gardener.

Specification

- Honda GXV160 Engine
- 53cm / 21" Cutting Width
- 16 - 76mm 7 Stage Adjustment
- Blade Brake Clutch
- Self Propelled / 2 Speed
- 75ltr Grass Bag Capacity
- Weighs 54kg
- Shaft Driven





Steel Deck Liner

The MH53HST-PRO is equipped to handle the toughest, most uncompromising conditions with ease. The reinforced steel deck liner increases the life of your deck by protecting and strengthening the underside of your Lawnmower.



Front Protection Bumper Bar

Comes equipped with a robust stainless steel front protection bar. This protection bar will provide on going protection for your Cobra professional Lawnmower increasing the life of your aluminium deck.

COBRA M53HST-PRO

£1,599.99 inc VAT **21" Hydro Pro Mower Powered by Honda**

The Cobra M53HST-PRO petrol Lawnmower is powered by a Honda GXV160 engine, has a hydrostatic gearbox, a 21" cutting width and is built for the demands of the domestic and professional gardener.

Specification

- Honda GXV160 Engine
- 53cm / 21" Cutting Width
- 16 - 76mm 7 Stage Adjustment
- Blade Brake Clutch
- Hydrostatic Gearbox
- 75ltr Grass Bag Capacity
- Weighs 62kg
- Front Protection Bar



Hydrostatic Drive System
Continuous Power without peaks & troughs

The high specification M53HST-PRO machine from Cobra is shaft driven rather than the more traditional belt or chain drive, so it will cope easily with long periods of intensive use in the most challenging conditions.

The Cobra M53HST-PRO comes with a hydrostatic drive system. Unlike gear transmissions, the hydrostatic drive provides a continuous power curve without peaks and troughs.

COBRA M53SPH-PRO

£1,259.99 inc VAT **21" S/P Lawnmower Powered by Honda**

The Cobra M53SPH-PRO petrol Lawnmower is powered by a Honda GXV160 engine, has a 21" cutting width and is built for the demands of the domestic and professional gardener.

Specification

- Honda GXV160 Engine
- 53cm / 21" Cutting Width
- 16 - 76mm 7 Stage Adjustment
- Blade Brake Clutch
- Self Propelled / 2 Speed
- 75ltr Grass Bag Capacity
- Weighs 62kg
- Front Protection Bar



COBRA RM48SPS

£1,059.99 inc VAT **19" S/P Rear Roller Powered by Subaru**

Built for the demands of the domestic and professional gardener, the Cobra RM48SPS petrol rear roller Lawnmower is powered by a Subaru EA190V OHC engine and has a 19" cutting width.

Specification

- Subaru EA190V Engine
- 48cm / 19" Cutting Width
- 13 - 59mm 7 Stage Adjustment
- Rear Roller
- Self Propelled
- 70ltr Grass Bag Capacity
- Blade Brake Clutch
- Shaft Driven



COBRA RM53SPH

£1,169.99 inc VAT **21" S/P Rear Roller Powered by Honda**

The Cobra RM53SPH petrol rear roller Lawnmower is powered by a Honda GXV160 engine, has a 21" cutting width and is built for the demands of the domestic and professional gardener.

Specification




- Honda GXV160 Engine
- 53cm / 21" Cutting Width
- 13 - 59mm 7 Stage Adjustment
- Rear Roller
- Self Propelled
- 75ltr Grass Bag Capacity
- Blade Brake Clutch
- Shaft Driven



Professional Range Overview



				
	M48SPS	M53SPH	M53SPH-PRO	M53HST-PRO
Engine:	Subaru EA190V	Honda GXV160	Honda GXV160	Honda GXV160
Cutting Width:	48cm / 19"	53cm / 21"	53cm / 21"	53cm / 21"
Cutting Height:	16 - 76mm 7 Stage	16 - 76mm 7 Stage	16 - 76mm 7 Stage	16 - 76mm 7 Stage
Rear Roller:	X	X	X	X
Drive Type:	Self Propelled / 2 Speed	Self Propelled / 2 Speed	Self Propelled / 2 Speed	Hydrostatic Gearbox
Grass Bag Capacity:	70ltr	75ltr	75ltr	75ltr
Blade Brake Clutch:	✓	✓	✓	✓
Front Protection Bar:	X	X	✓	✓
Thicker Gauge Handlebars:	X	X	✓	✓
Reinforced Deck Liner:	X	X	✓	✓
Fan Assisted Collection:	✓	✓	✓	✓
Shaft Driven:	✓	✓	✓	✓
Hi-Speed Gearbox:	X	X	X	X
Cast Aluminium Deck:	✓	✓	✓	✓
Weight:	47kg	54kg	62kg	62kg
Vibration Levels:	0.7 - 1.0 m/s	1.0 m/s	1.0 - 1.4 m/s	3.5 m/s

			
	RM48SPS	RM53SPH	RM53SPH-PRO
Engine:	Subaru EA190V	Honda GXV160	Honda GXV160
Cutting Width:	48cm / 19"	53cm / 21"	53cm / 21"
Cutting Height:	13 - 59mm 7 Stage	13 - 59mm 7 Stage	13 - 59mm 7 Stage
Rear Roller:	✓	✓	✓
Drive Type:	Self Propelled	Self Propelled	Self Propelled
Grass Bag Capacity:	70ltr	75ltr	75ltr
Blade Brake Clutch:	✓	✓	✓
Front Protection Bar:	X	X	✓
Thicker Gauge Handlebars:	X	X	✓
Reinforced Deck Liner:	X	X	✓
Fan Assisted Collection:	✓	✓	✓
Shaft Driven:	✓	✓	✓
Hi-Speed Gearbox:	X	X	✓
Cast Aluminium Deck:	✓	✓	✓
Weight:	48kg	56kg	62kg
Vibration Levels:	0.9 m/s	1.0 m/s	1.1 m/s



COBRA WT56B
£419.99 inc VAT 22" B&S Powered Wheeled Trimmer

The Cobra WT56B is powered by a Briggs & Stratton 750EX Series Ready Start engine and incorporates a 22" cutting width. The WT56B will help to make light work of the most hard to reach areas of overgrown or rough grass.

Specification

- B&S 750EX Series Ready Start
- 56cm / 22" Cutting Width
- 38 - 76mm Cutting Height
- 3600rpm Rotating Speed
- Adjustable Cutting Head
- 350mm Wheel Diameter
- 4mm Heavy Duty Line
- Weighs 33kg



Powered by Briggs & Stratton

161cc B&S 750EX Series

The 750EX Series™ DOV engine delivers breakthrough performance driven by technology that makes a difference you can see, feel and hear. The patented Direct Overhead Valve (DOV) engine delivers more torque, improved sound quality, and less noise and vibration than competitive engines in the same class.



Adjustable Trimming Height

38 - 76mm Cutting Height

The cutting head can be adjusted in height from 38 - 76mm allowing the user to pick the optimum height for the task and the trimmer line can be changed easily in seconds.



Rugged & Durable

Large Diameter Wheels

The Cobra WT56B Wheeled Trimmer has large heavy-duty 350mm wheels. The thick rubber tyres are spoked for extra strength meaning you can clear up any overgrown patches of rough grass or weeds. Even awkward uneven and uncared for areas can be tackled with the Cobra WT56B versatile trimmer.





A powerful, handheld tool for every job

The Cobra Petrol Handheld Range

The Cobra range of handheld petrol products are powered by Kawasaki or Cobra engines to give even more power at your fingertips. The range includes 10 petrol Brushcutters with loop or bike type handles, 3 Multi-Tool systems, a Hedgetrimmer, 2 Long Reach Hedgetrimmers, a Grass Trimmer, 4 Chainsaws, a Blower / Vac and a Backpack Blower.

Range Highlights

- Kawasaki and Cobra Engines
- 23cc - 62cc Displacements
- Bike and Loop Handles
- Oregon Bar & Chains
- Double Sided Blades
- Articulating Cutting Heads



COBRA GT260C

£119.99 inc VAT **26cc Bent Shaft Grass Trimmer**

The Cobra GT260C is built to tackle domestic gardening tasks. Powered by a 26cc Cobra engine and incorporating a bent shaft, the GT260C will help to make light work of the most hard to reach areas.



Specification

- | | |
|------------------------------|---------------------------|
| ■ Cobra Engine | ■ Loop Handle |
| ■ 26cc Displacement | ■ Bent Shaft |
| ■ 0.77kW Max Power | ■ Single Shoulder Harness |
| ■ Premium Japanese Line Head | ■ Weighs 4.8kg |



Powered by Cobra

26cc Cobra Engine

This 26cc engine provides all the power your Cobra Grass Trimmer needs. The 2-stroke engine produces consistently strong power delivery together with state of the art engine technology, whilst achieving reduced fuel consumption and low emission levels.



Feel & Manoeuvrability

Bent Shaft

The Cobra GT260C petrol Grass Trimmer comes complete with a bent shaft.

A combination of loop handle and bent shaft allows the two-string nylon cutting head to be guided over the working area to neatly trim grass and weed growth precisely.



Comfort, Balance and Control

D-Loop Handle

The Cobra GT260C is a bent shaft Grass Trimmer with loop handle for increased operator feel and manoeuvrability.

When combined with the included single shoulder harness, this Grass Trimmer is ideal for tackling large, demanding tasks.





Multi-Tools - For all your gardening needs

Petrol Multi-Tool Range

Cobra Multi-Tools are extremely robust and are equipped with loop type handles. They are powered by either Kawasaki or Cobra engines ranging between 23cc - 26.3cc. These 2-stroke engines provide improved acceleration, more power and the ability to function when held in any position.

Range Highlights

- Kawasaki and Cobra Engines
- 4-in-1 or 5-in-1
- Grass Trimmer Attachment
- Brushcutting Tri-Blade Attachment
- Pole Pruner Attachment
- Hedgetrimmer Attachment



COBRA MT250C

£249.99 inc VAT **4-in-1 Petrol Multi-Tool System**

The Cobra MT250C 4-in-1 Multi-Tool is powered by a 25cc engine. It includes 4 quality attachments - Grass Trimmer, Brushcutter, Pole Pruner and Articulating Long Reach Hedgetrimmer.

Specification

- Cobra Engine
- 25cc Displacement
- Single Shoulder Harness
- Brushcutting Tri-Blade
- Grass Trimmer (72cm Shaft)
- H'trimmer (72cm Shaft) (43cm Blade)
- Pole Pruner (72cm Shaft) (30cm Bar)
- Optional Extension Shaft Available



Expertly Powered By
COBRA



COBRA MTX230C

£389.99 inc VAT **4-in-1 Petrol Multi-Tool System**

Powered by the 23cc S-Series engine, the Cobra MTX230C 4-in-1 Multi-Tool is equipped for any garden task. It comes with 4 quality attachments inc. Grass Trimmer, Brushcutter, Pole Pruner and Articulating Long Reach Hedgetrimmer.

Specification

- Cobra S-Series Engine
- 23cc Displacement
- Single Shoulder Harness
- Brushcutting Tri-Blade
- Grass Trimmer (75cm Shaft)
- H'trimmer (72cm Shaft) (62cm Blade)
- Pole Pruner (72cm Shaft) (30cm Bar)
- Optional Extension Shaft Available





COBRA MT270K

£544.99 inc VAT **5-in-1 Petrol Multi-Tool System**

The Cobra MT270K 5-in-1 Multi-Tool is powered by a 26.3cc Kawasaki engine. It includes 4 quality attachments - Grass Trimmer, Brushcutter, Pole Pruner and Articulating Long Reach Hedgecutter together with an extension shaft for increased reach.

Specification

- 26.3cc Kawasaki TJ27E
- 0.77kW Max. Power
- Single Shoulder Harness
- Brushcutting Tri-Blade
- Grass Trimmer (75cm Shaft)
- Pole Pruner (72cm Shaft) (30cm Bar)
- H'trimmer (72cm Shaft) (62cm Blade)
- Extension Shaft (80cm Shaft)



Kawasaki

Brushcutter (Nylon Head)

Double line for long grass

Comes complete with a nylon line tap 'n' go Grass Trimmer attachment for mowing and thinning.



Brushcutter (Metal Blade)

Tri-Blade for thicker undergrowth

The heavy duty metal blade makes clearing larger areas of brambles, shrubs and saplings even easier.



Hedgecutter Attachment

135° Articulating head for multiple angles

Comes complete with a 72cm shaft and is fitted with a 65cm / 25" double sided cutting blade with 30mm tooth spacing.



Pole Pruner Attachment

Pruning of hard to reach branches

Comes complete with a 72cm shaft and is fitted with a 30cm / 12" high quality Chainsaw bar and chain.



Kawasaki

Cobra, Powered by Kawasaki Engines

The Kawasaki 2-stroke engine produces consistently strong power delivery together with state of the art engine technology, whilst achieving reduced fuel consumption and industry leading low emission levels.



Powerful, efficient and reliable brushcutters

Petrol Brushcutter Range

Cobra Brushcutters are extremely robust with bike or loop type handles. They are powered by either Kawasaki or Cobra engines ranging between 26cc - 45cc. These 2-stroke engines provide improved acceleration, more power and the ability to function when held in any position.

Range Highlights

- Kawasaki and Cobra Engines
- 26cc - 45cc
- Bike and Loop Handles
- 0.5ltr - 1.1ltr Fuel Tank Capacities
- Nylon Head and Metal Tri-Blades
- Single and Double Shoulder Harnesses



COBRA Powered Brushcutters

23cc - 37cc Cobra Powered Brushcutters



Powered by Cobra Engines

1 23cc - 37cc Cobra Engine

The 23cc - 37cc engines provide all the power your Brushcutter needs.

The 2-stroke engine produces consistently strong power delivery together with state of the art engine technology, whilst achieving reduced fuel consumption and industry leading low emission levels.



Comfort, Balance and Control

2 D-Loop Handle and Straight Shaft

3 The loop handle and straight shaft provide increased operator feel and manoeuvrability.

4 Cutter Safety Guard

Cobra Brushcutters come as standard with a robust cutter guard for increased operator safety.



Tap 'n' Go Cutting Head & Blade

5 Nylon Head and Tri-Blade

Complete with tap 'n' go double line cutting head for mowing and thinning. The quality nylon line is automatically readjusted by simply tapping the cutting head on the ground.

The metal tri-blade makes clearing larger areas of brambles, shrubs and saplings even easier.



COBRA BC260C

£134.99 inc VAT **26cc Brushcutter with Cobra Engine**

The Cobra BC260C is a robust Brushcutter with a loop handle. It's 26cc 2-stroke Cobra engine provides faster acceleration and more power.



Specification

- 26cc Cobra Engine
- 0.77kW Max Power
- Nylon Head & Metal Blade
- D-Loop Handle
- Single Shoulder Harness
- 7kg Weight

COBRA BC330C

£164.99 inc VAT **33cc Brushcutter with Cobra Engine**

The 33cc 2-stroke Cobra engine provides faster acceleration and more power for the Cobra BC330C Brushcutter. Equipped with loop handle.



Specification

- 33cc Cobra Engine
- 1.05kW Max Power
- Nylon Head & Metal Blade
- D-Loop Handle
- Single Shoulder Harness
- 8.5kg Weight



Kawasaki Powered Brushcutters D-Loop / Bike Handles

26.3cc - 45cc Kawasaki Powered Brushcutters



Powered by Kawasaki Engines

1 26.3cc - 45cc Kawasaki Engine

Kawasaki engines provide all the power your Cobra Brushcutter needs.

The 2-stroke engine produces consistently strong power delivery together with state of the art engine technology, whilst achieving reduced fuel consumption and industry leading low emission levels.



Comfort, Balance and Control

2 D-Loop Handles

The loop handle provides increased operator comfort, balance and control.

3 Bike Handles

Cobra bike handle Brushcutters are ideal for tackling more time consuming, larger jobs. The handle position can be set by loosening one wing nut without any tools.



Tap 'n' Go Cutting Head & Blade

4 Nylon Head & Tri-Blade

Complete with tap 'n' go double line cutting head for mowing and thinning. The quality nylon line is automatically readjusted by simply tapping the cutting head on the ground.

The metal tri-blade makes clearing larger areas of brambles, shrubs and saplings even easier.



COBRA BCX230C

£189.99 inc VAT **23cc Brushcutter with S-Series Engine**

The Cobra BCX230C is a robust Brushcutter powered by the new Cobra S-Series 23cc engine. Equipped with loop handle.



Specification

- 23cc Cobra S-Series Engine
- D-Loop Handle
- 0.77kW Max Power
- Single Shoulder Harness
- Nylon Head & Metal Blade
- 8.5kg Weight

COBRA BCX370CU

£229.99 inc VAT **37cc Brushcutter with S-Series Engine**

The 37cc Cobra S-Series engine provides relentless raw power for the BCX370CU Brushcutter. Equipped with bike handle.



Specification

- 37cc Cobra S-Series Engine
- Bike Handle
- 1.2kW Max Power
- Double Shoulder Harness
- Nylon Head & Metal Blade
- 9kg Weight



COBRA BC270K

£334.99 inc VAT **26.3cc Brushcutter with Kawasaki Engine**

With its bike handles and 26.3cc Kawasaki 2-stroke engine, the Cobra BC270K is a powerful Brushcutter complete with nylon head and blade.



Kawasaki

Specification

- 26.3cc Kawasaki Engine
- Bike Handle
- 0.77kW Max Power
- Double Shoulder Harness
- Nylon Head & Metal Blade
- 8kg Weight

COBRA BC350KB

£379.99 inc VAT **35cc Brushcutter with Kawasaki Engine**

The 35cc 2-stroke Kawasaki engine provides relentless raw power for the BC350KB Brushcutter. Equipped with loop handle.



Specification

- 35cc Kawasaki Engine
- D-Loop Handle
- 1.03kW Max Power
- Single Shoulder Harness
- Nylon Head & Metal Blade
- 7.8kg Weight

COBRA BC330CU

£179.99 inc VAT **33cc Brushcutter with Cobra Engine**

The 33cc 2-stroke Cobra engine provides faster acceleration and more power for the Cobra BC330CU Brushcutter. Equipped with bike handle.



Specification

- 33cc Cobra Engine
- Bike Handle
- 1.05kW Max Power
- Double Shoulder Harness
- Nylon Head & Metal Blade
- 9kg Weight

COBRA BC350K

£389.99 inc VAT **35cc Brushcutter with Kawasaki Engine**

The 35cc 2-stroke Kawasaki engine provides faster acceleration and more power for the BC350K Brushcutter. Equipped with bike handle.



Kawasaki

Specification

- 35cc Kawasaki Engine
- Bike Handle
- 1.03kW Max Power
- Double Shoulder Harness
- Nylon Head & Metal Blade
- 8.5kg Weight

COBRA BC450K

£449.99 inc VAT **45cc Brushcutter with Kawasaki Engine**

The Cobra BC450K is powered by a huge 45cc Kawasaki 2-stroke engine. Ideal for easily clearing areas of tough growth.



Kawasaki

Specification

- 45cc Kawasaki Engine
- Bike Handle
- 1.42kW Max Power
- Double Shoulder Harness
- Nylon Head & Metal Blade
- 9.5kg Weight

Kawasaki

The Kawasaki 2-stroke engine produces consistently strong power delivery together with state of the art engine technology, whilst achieving reduced fuel consumption and industry leading low emission levels.



Brushcutter Range Overview



	BC260C	BC330C	BCX230C
Engine:	26cc Cobra	33cc Cobra	23cc Cobra S-Series
Engine Type:	Air Cooled, 2-Stroke	Air Cooled, 2-Stroke	Air Cooled, 2-Stroke
Max. Power:	0.77kW	1.05kW	0.77kW
Nylon Head & Metal Tri-Blade:	✓	✓	✓
Fuel Tank Capacity:	0.6ltr	0.8ltr	0.5ltr
Harness:	Single Shoulder	Single Shoulder	Single Shoulder
Handle:	Loop	Loop	Loop
Weight:	7kg	8.5kg	8.5kg



	BC270KB	BC350KB	BC330CU
Engine:	26.3cc Kawasaki TJ27E	35cc Kawasaki TJ35E	33cc Cobra
Engine Type:	Air Cooled, 2-Stroke	Air Cooled, 2-Stroke	Air Cooled, 2-Stroke
Max. Power:	0.77kW	1.03kW	1.05kW
Nylon Head & Metal Tri-Blade:	✓	✓	✓
Fuel Tank Capacity:	0.5ltr	0.7ltr	0.8ltr
Harness:	Single Shoulder	Single Shoulder	Double Shoulder Harness
Handle:	Loop	Loop	Bike
Weight:	7.5kg	7.5kg	9kg



	BCX370CU	BC270K	BC350K	BC450K
Engine:	37cc Cobra S-Series	26.3cc Kawasaki TJ27E	35cc Kawasaki TJ35E	45cc Kawasaki TJ45E
Engine Type:	Air Cooled, 2-Stroke	Air Cooled, 2-Stroke	Air Cooled, 2-Stroke	Air Cooled, 2-Stroke
Max. Power:	1.2kW	0.77kW	1.03kW	1.42kW
Nylon Head & Metal Tri-Blade:	✓	✓	✓	✓
Fuel Tank Capacity:	0.7ltr	0.5ltr	0.7ltr	0.9ltr
Harness:	Double Shoulder	Double Shoulder	Double Shoulder	Double Shoulder
Handle:	Bike	Bike	Bike	Bike
Weight:	9kg	8kg	8.5kg	9.5kg

Specifications & models are subject to change without prior notice. All prices are inclusive of VAT. Prices correct as of January 2018.

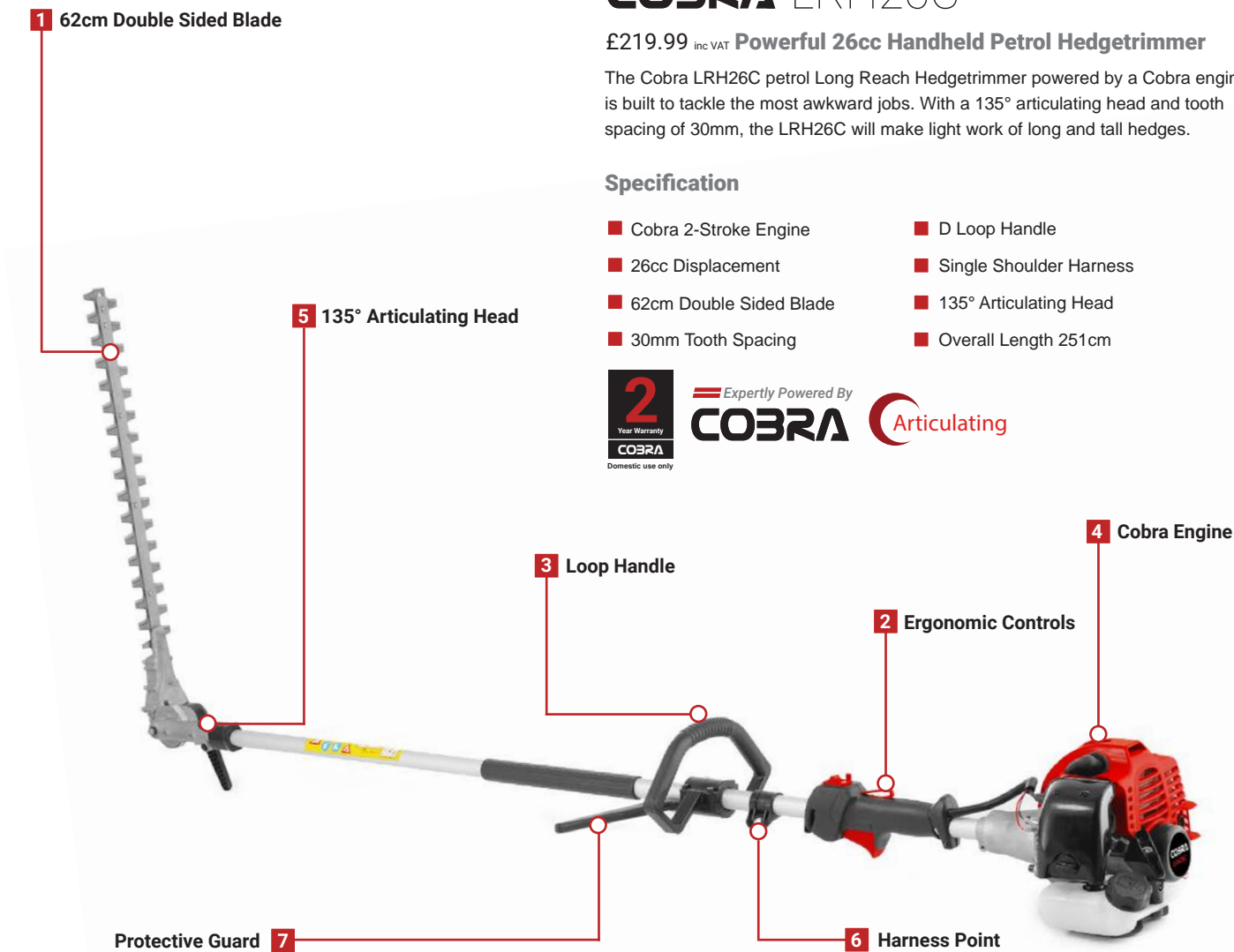
COBRA LRH26C

£219.99 inc VAT **Powerful 26cc Handheld Petrol Hedgetrimmer**

The Cobra LRH26C petrol Long Reach Hedgetrimmer powered by a Cobra engine is built to tackle the most awkward jobs. With a 135° articulating head and tooth spacing of 30mm, the LRH26C will make light work of long and tall hedges.

Specification

- Cobra 2-Stroke Engine
- 26cc Displacement
- 62cm Double Sided Blade
- 30mm Tooth Spacing
- D Loop Handle
- Single Shoulder Harness
- 135° Articulating Head
- Overall Length 251cm



Precise Cutting Every Time

- 1 62cm Double Sided Blade**
Comes with a 62cm double sided reciprocating cutting blade, with large 30mm tooth spacing. Double sided blades are more suitable for shaping.
- 2 135° Articulating Cutting Head**
The Cobra LRH26C Long Reach Hedgetrimmer comes equipped with a 62cm blade which articulates through 135°, giving greater versatility when cutting and trimming your hedges.



Powerful Cobra Engine

- 3 26cc Cobra 2-Stroke Engine**
The 26cc engine on the Cobra LRH26C Long Reach Hedgetrimmer provides all the power you need.
- The 2-stroke engine on the Cobra LRH26C produces consistently strong power delivery together with state of the art engine technology, whilst achieving reduced fuel consumption and industry leading low emission levels.



Comfort, Balance & Safety

- 4 Ergonomic Controls**
The ergonomically positioned controls not only make operator use more comfortable, but more importantly, as safe as possible.
- 5 Safety as Standard**
The Protective Guard on the Cobra LRH26C helps shield the operator from getting too close to the working end of the machine.



Specifications & models are subject to change without prior notice. All prices are inclusive of VAT. Prices correct as of January 2018.

Kawasaki


COBRA LRH270K

£449.99 inc VAT **26.3cc Petrol Long Reach Hedgetrimmer**

The Cobra LRH270K petrol Long Reach Hedgetrimmer is built to tackle the most awkward jobs. With an articulating head and tooth spacing of 30mm, the LRH270K will make light work of long and tall hedges.

Specification

- Kawasaki TJ27E 2-Stroke Engine
- 26.3cc Displacement
- 0.77kW Max Power
- 62cm Double Sided Blade
- 30mm Tooth Spacing
- Overall Length 251cm
- 135° Articulating Head
- Single Shoulder Harness



Articulating

Even easier to cut at various cutting angles

The Cobra LRH270K Long Reach Hedgetrimmer comes equipped with a 62cm blade which articulates through 135°, giving greater versatility when cutting and trimming your hedges.

By simply sliding down the collar at the top of the machine the head is released and can be adjusted to suit whichever cutting angle you wish to use. Release the collar and the head locks back into place. Ideal when tackling tall hedges.

Precise Cutting Every Time

1 62cm Double Sided Blade

Comes with a 62cm double sided reciprocating cutting blade, with a large 30mm tooth spacing. Double sided blades are more suitable for shaping, as you can alter the direction of the cut easily.



Comfort, Balance and Control

2 Ergonomic Controls

The ergonomically positioned controls not only make operator use more comfortable, but more importantly, make the LRH270K as safe to use as possible.



Specifications & models are subject to change without prior notice. All prices are inclusive of VAT. Prices correct as of January 2018.

COBRA HT62C

£179.99 inc VAT **Powerful 22cc Handheld Petrol Hedgetrimmer**

The Cobra HT62C petrol Hedgetrimmer featuring a 62cm / 24" blade is designed for use on all types of hedges. Powered by Cobra's own 22cc 2-stroke engine and incorporating a Twist Grip Handle to help tackle the most awkward jobs.

Specification

- Cobra 2-Stroke Engine
- 22cc Displacement
- Walbro Carburettor
- 62cm Double Sided Blade
- 28mm Tooth Spacing
- Magnesium Alloy Casting
- Twist Grip Handle
- Weighs 4.6kg




"TWIST" GRIP

The Cobra HT62C is equipped with the "Twist Grip" handle, making it easier to cut at a variety of angles with comfort and control.



Petrol Hedgetrimmer Range Overview

	 HT62C	 LRH26C	 LRH270K
Engine:	22cc Cobra	26cc Cobra	26.3cc Kawasaki TJ27E
Engine Type:	2-Stroke	2-Stroke	2-Stroke
Max. Power:	0.65kW	0.65kW	0.77kW
Articulating Cutting Head:	X	✓	✓
Blade Length:	62cm / 24"	62cm / 24"	62cm / 24"
Harness:	X	✓	✓
Tooth Spacing:	28mm	30mm	30mm
Twist Grip Handle:	✓	X	X
Weight:	4.6kg	7.5kg	8.5kg

Specifications & models are subject to change without prior notice. All prices are inclusive of VAT. Prices correct as of January 2018.



Make light work of the most demanding jobs

Petrol Chainsaw Range

Cobra petrol Chainsaws are built to tackle the most demanding jobs. They come equipped with an Oregon bar and chain as standard, ranging in lengths from 14" - 20". These Chainsaws are powered by Cobra engines varying between 42cc - 62cc. Whether you're pruning or cutting firewood, Cobra petrol Chainsaws are up to the job.

Range Highlights

- Cobra Engines
- 42cc - 62cc
- 14" - 20" / 35cm - 50cm Bar Lengths
- Oregon Bar and Chain
- Walbro Carburettor
- Magnesium Cranks Case (on selected models)



COBRA Petrol Chainsaws

42cc - 62cc Petrol Powered Chainsaws



Cutter Bar and Chain

1 Oregon Bar and Chain

Cobra petrol Chainsaws are fitted with an Oregon bar and chain, the world's leading manufacturer and marketer of cutting chains and guide bars for Chainsaws. Known for its innovative spirit, the company focuses on manufacturing products that offer a superior competitive advantage and so fits perfectly with Cobra Chainsaws.



Safety Features

2 Safety Chain Brake

Used to stop the Chainsaw chain from rotating around the bar. Two ways to engage the chain brake: by pushing the handle forward, or by the force of inertia that occurs when the saw kicks back.

3 Walbro

The largest manufacturer of ignition and fuel management components.



COBRA Protects

All Cobra petrol Chainsaws come as standard with a carry bag. Made from high quality sturdy nylon. For safe storage and transport of all Cobra petrol Chainsaws.



COBRA CS420-14

£154.99 inc VAT **42cc / 14" Chainsaw with Cobra Engine**

The Cobra CS420-14 42cc petrol Chainsaw has a 14" Oregon bar and chain. It is built to tackle the most demanding jobs.



Specification

- 42cc Cobra Engine
- 35cm / 14" Bar Length
- Oregon Bar & Chain



COBRA CS420-16

£169.99 inc VAT **42cc / 16" Chainsaw with Cobra Engine**

The CS420-16 has an increased bar length for more intensive work, is powered by a 42cc Cobra engine and has a 16" Oregon bar and chain.



Specification

- 42cc Cobra Engine
- 40cm / 16" Bar Length
- Oregon Bar & Chain



COBRA CS520-18

£189.99 inc VAT **52cc / 18" Chainsaw with Cobra Engine**

With its 18" Oregon bar and chain the Cobra CS520-18 is a versatile petrol Chainsaw with 52cc of cutting power and magnesium alloy crank case saving 30% on overall weight.



Specification

- 52cc Cobra Engine
- Magnesium Alloy Crank Case
- 45cm / 18" Bar Length
- Oregon Bar & Chain



COBRA CS620-20

£209.99 inc VAT **62cc / 20" Chainsaw with Cobra Engine**

The CS620-20 is the most powerful petrol Chainsaw in the Cobra range. It comes with a 20" Oregon bar and chain & magnesium alloy crank case saving 30% on overall weight.



Specification

- 62cc Cobra Engine
- Magnesium Alloy Crank Case
- 50cm / 20" Bar Length
- Oregon Bar & Chain



OREGON Bar & Chains

Cobra & Oregon, the perfect combination

Cobra petrol Chainsaws are fitted with Oregon bar and chains, the world's leading manufacturer and marketer of cutting chains and guide bars for Chainsaws.



Petrol Chainsaw Range Overview



	CS420-14	CS420-16	CS520-18	CS620-20
Engine:	42cc Cobra	42cc Cobra	52cc Cobra	62cc Cobra
Engine Type:	Air Cooled, 2-Stroke	Air Cooled, 2-Stroke	Air Cooled, 2-Stroke	Air Cooled, 2-Stroke
Chain / Bar Length:	35cm / 14"	40cm / 16"	45cm / 18"	50cm / 20"
Bar / Chain:	Oregon Bar / Chain	Oregon Bar / Chain	Oregon Bar / Chain	Oregon Bar / Chain
Safety Chain Brake:	✓	✓	✓	✓
Magnesium Alloy Crank Case:	✗	✗	✓	✓
Walbro Carburettor:	✓	✓	✓	✓
Weight:	5.4kg	5.5kg	6.6kg	6.9kg

Specifications & models are subject to change without prior notice. All prices are inclusive of VAT. Prices correct as of January 2018.



COBRA BV26C

£139.99 inc VAT **26cc Petrol Blower / Vac with Cobra Engine**

This lightweight but powerful 26cc Blower / Vac is ideal for medium to large areas. Complete with a Cobra easy starting engine and high performance mulching capabilities.

Specification

- Cobra Engine
- 26cc Displacement
- 2 Stroke
- Ergonomic Comfort Controls
- Recoil Pull Start
- Converts from Blow to Vac
- Mulching 10:1
- Weighs 5kg



Increased Collection

Easily Change Blow To Vac

The BV26C Blower / Vac has been designed to make clearing your garden a simple and effortless task. You can convert from collect to blow in an instant by simply changing the tubes.



Comfort, Balance and Control

Ergonomically Positioned Controls

The ergonomically positioned controls not only make operator use more comfortable, but more importantly, make using the Cobra petrol Blower / Vac as safe as possible.



Powerful Cobra Engine

Cobra 26cc 2-Stroke Engine

The Cobra 26cc 2-Stroke engine offers a quiet, yet powerful combination for a variety of demanding applications. It incorporates the latest engine design technologies ensuring optimal efficiency.



Specifications & models are subject to change without prior notice. All prices are inclusive of VAT. Prices correct as of January 2018.

COBRA BP43C

£189.99 inc VAT **43cc Petrol Backpack Blower**

The Cobra BP43C 43cc Backpack Blower is ideal for medium to large areas. Complete with a Cobra 43cc easy starting engine and a cruise control setting for operator comfort.

Specification

- Cobra Engine
- 43cc Displacement
- 2 Stroke
- 865m³/h Max Airflow
- Cruise Control Setting
- Weighs 6.5kg



Expertly Powered By
COBRA



Powerful Cobra Engine

Cobra puts the power in your hands

The Cobra 43cc 2-Stroke engine offers a quiet, yet powerful combination for completing garden tasks with the BP43C Backpack Blower.



Comfort & Control

Use the BP43C in complete comfort

The Cobra BP43C Backpack Blower has an ergonomically designed and well-padded carrying frame for improved support and balance.



Ergonomic Controls

Tidying your garden has never been so easy

The ergonomically positioned controls not only make operator use more comfortable, but more importantly, as safe as possible.

Specifications & models are subject to change without prior notice. All prices are inclusive of VAT. Prices correct as of January 2018.



Tackle every job in the garden with ease

The Cobra Electric Handheld Range

Cobra have an extensive range of powerful handheld electric products to make maintaining gardens even easier. The range includes 3 Chainsaws with an Oregon bar and chain, 2 Hedgetrimmers, Blower / Vac, Grass Trimmer, Quiet Shredder together with a Long Reach Pruner and a Long Reach Hedgetrimmer.

Range Highlights

- 500W - 2600W Motors
- Oregon Bar & Chains
- Double Sided Blades
- 10m Cable Lengths
- Telescopic Shafts
- Articulating Cutting Heads





COBRA Electric Hedgetrimmers

Powerful, Efficient Handheld & Long Reach Hedgetrimmers



Quality Double Sided Blades

- 1 21" & 24" Double Sided Blades
 - 2 Equipped with durable, reliable double sided cutting blades, with large 20mm - 24mm tooth spacing.
- Double sided blades are more suitable for shaping, as you can alter the direction of the cut easily.



Comfort, Balance and Safety

- 3 Protective Safety Guard
 - 4 Comfort Controls
- Come as standard with a robust cutter guard for increased operator safety.
- The ergonomically positioned controls not only make operator use more comfortable but combined with the rotating back handle, easier to cut at a variety of angles.



Even More Features

- 5 Twist Grip Handle
- The Cobra H60E is equipped with the "Twist Grip" handle, making it easier to cut at a variety of angles with comfort and control.



COBRA H55E

£64.99 inc VAT 55cm Cutting Length Electric Hedgetrimmer

The Cobra H55E 600W electric Hedgetrimmer is built to tackle the most demanding jobs with its 55cm double sided blade. With a tooth spacing of 20mm the H55E will make light work of domestic hedges.



Specification

- 600W Rated Power
- 230V-50Hz Rated Voltage
- 21" / 55cm Blade Length
- 20mm Cutting Diameter
- Mechanical Brake
- LED Indicator
- Comfort Handle
- 10m Cable Length

COBRA H60E

£79.99 inc VAT 60cm Cutting Length Electric Hedgetrimmer

With its 710W of power, 60cm double sided blade and 'Twist Grip' handle, the Cobra H60E Hedgetrimmer can handle all types of hedges and bushes with confidence and ease.



Specification

- 710W Rated Power
- 230V-50Hz Rated Voltage
- 24" / 60cm Blade Length
- 24mm Cutting Diameter
- Mechanical Brake
- LED Indicator
- Rotary Handle
- 10m Cable Length






"TWIST" GRIP

H60E with Ergonomically positioned Controls

The Cobra H60E is equipped with the "Twist Grip" handle, making it easier to cut at a variety of angles with comfort and control.



Hedgetrimmer Range Overview

	 H55E	 H60E	 LRH40E
Motor Rated Power:	600W	710W	500W
Blade Length:	55cm / 21"	60cm / 24"	40cm / 16"
Tooth Spacing:	20mm	24mm	20mm
Brake:	Mechanical	Mechanical	Mechanical
LED Indicator:	✓	✓	✗
Twist Grip Handle:	✗	✓	✗
Articulating Head:	✗	✗	✓
Long Reach:	✗	✗	✓



Precise Cutting Every Time

1 16" Double Sided Blade

Equipped with a 16" double sided cutting blade, with a large 20mm tooth spacing.

Double sided blades are more suitable for shaping, as you can alter the direction of the cut without moving around as much.



Various Cutting Angles

2 Articulating Head

Equipped with a 40cm blade which articulates through 90°. By simply pressing and holding the button on the top of the machine the head is released and can be adjusted. Release the button and the head locks into place.



For a Longer Reach

3 Easy Extending Shaft

The Cobra LRH40E electric Long Reach Hedgetrimmer has an extending shaft for reaching the hard to get to areas around the garden. It extends to a maximum of 1.8m. Ideal when tackling tall hedges.



Specifications & models are subject to change without prior notice. All prices are inclusive of VAT. Prices correct as of January 2018.

COBRA GT600E

£49.99 inc VAT **Powerful 600W Electric Grass Trimmer**

The Cobra GT600E is a high performance electric Trimmer. It has a powerful 600W efficient motor, a 30cm cutting width and has a rotating head for easily trimming lawn edges.

Specification

- 30cm Cutting Width
- 600W Motor 230V-50Hz
- Tap & Go Dual Line Feed
- Telescopic Height Adjuster
- 10m Cable Length
- 90° Lawn Edging
- 1.5mm Twisted Line
- Plant Protection Guard



High Performance Edging

Complete 90° Lawn Edging

Electric Grass Trimmers are good for use on small lawns, overgrown lawns and areas of long grass next to walls and trees. The Cobra GT600E electric Grass Trimmer has a 90° tilting cutter head which makes for effortless, speedy edging.



Increased Operator Control

Integrated Edging Roller Wheel

For easily trimming borders and lawn verges, just pull back the collar to rotate the head through 45°.

The integrated guide wheel will then help you achieve a clean cut and beautiful finish every time.



Comfortable Trimming

Extending Telescopic Shaft

Complete with a telescopic shaft for increased operator feel and manoeuvrability.

The telescopic shaft means that Cobra's GT600E electric Grass Trimmer can be set up to suit any operator.



Specifications & models are subject to change without prior notice. All prices are inclusive of VAT. Prices correct as of January 2018.



Cobra Chainsaws are quite simply “a cut above the rest”

Electric Chainsaw Range

Cobra electric Chainsaws are built to tackle the most demanding jobs. They come equipped with Oregon bar and chains as standard, ranging in bar lengths from 35cm - 45cm. These Chainsaws are powered by motors varying between 1800W - 2400W. Whether you're pruning or cutting firewood, Cobra electric Chainsaws are up to the job.

Range Highlights

- 1800W - 2400W Rated Power
- 230V-50Hz Rated Voltage
- 35cm - 45cm Bar Lengths
- Oregon Bar and Chain
- Over-Load Protection
- 10m Cable Length



COBRA Electric Chainsaws

1800W - 2400W Electric Powered Chainsaws



Cutter Bar and Chain

1 Oregon Bar and Chain

Cobra electric Chainsaws are fitted with Oregon bar and chains, the world's leading manufacturer and marketer of cutting chains and guide bars for Chainsaws. Known for its innovative spirit, the company focuses on manufacturing products that offer a superior competitive advantage and so fits perfectly with Cobra Chainsaws.



Even More Features

2 Quick Chain Tensioner

Quick chain tensioning system which eliminates the need for any tools for tightening the chain. Just a quick rotation of the tensioning wheel and you'll be back in action without any down time.

3 10m Cable

Cobra electric Chainsaws come complete with an impressive 10m cable.



Safety Features

4 Safety Chain Brake

The safety chain brake is used to stop the Chainsaw chain from rotating around the bar.

Two ways to engage the chain brake: by pushing the handle forward, or by the force of inertia that occur when the saw kicks back.



COBRA CS35E

£89.99 inc VAT 1800W / 14" Electric Powered

The Cobra CS35E 1800W electric Chainsaw is built to tackle the most demanding jobs with its 14" Oregon bar and chain.



Specification

- 1800W Rated Power
- 35cm / 14" Bar Length
- Oregon Bar & Chain



COBRA CS40E

£99.99 inc VAT 2000W / 16" Electric Powered Chainsaw

With its larger 16" Oregon bar and chain the Cobra CS40E is equipped to handle more intensive work with 2000W of pure power.



Specification

- 2000W Rated Power
- 40cm / 16" Bar Length
- Oregon Bar & Chain





COBRA CS45E

£109.99 inc VAT **2400W / 18"** Electric Powered Chainsaw

The CS45E is the most powerful electric Chainsaw in the Cobra range. It comes with an 18" Oregon bar and chain and a 2400W motor.



Specification

- 2400W Rated Power
- 45cm / 18" Bar Length
- Oregon Bar & Chain



Bar & Chains

Cobra electric Chainsaws are fitted with an Oregon bar & chain, the world's leading manufacturer and marketer of chains and guide bars for Chainsaws.

Known for its innovative spirit, the company focuses on manufacturing products that offer a superior competitive advantage and so fits perfectly with Cobra Chainsaws.



Electric Chainsaw Range Overview

			
	CS35E	CS40E	CS45E
Motor Rated Power:	1800W	2000W	2400W
Rated Voltage:	230V-50Hz	230V-50Hz	230V-50Hz
Chain / Bar Length:	35cm / 14"	40cm / 16"	45cm / 18"
Chain Speed:	13.5m/s	13.5m/s	13.5m/s
Bar / Chain:	Oregon Bar / Chain, Low Kickback	Oregon Bar / Chain, Low Kickback	Oregon Bar / Chain, Low Kickback
Protection:	Over-Load Protection	Over-Load Protection	Over-Load Protection
Cable:	10m	10m	10m
Weight:	5.6kg	5.8kg	6.0kg

Specifications & models are subject to change without prior notice. All prices are inclusive of VAT. Prices correct as of January 2018.



COBRA P20E

£99.99 inc VAT **750W Electric Powered Pole Pruner**

The Cobra P20E 750W electric Pole Pruner is built to tackle the most awkward jobs. When you're pruning hard to reach areas, the P20E with its 8" Oregon bar and chain is up to the job.

For a Longer Reach

1 Easy Extending Shaft

Cobra P20E electric Pole Pruner has an extending shaft for reaching the hard to get to areas around the garden.

The machine will extend to a maximum length of 2.7m.



Cutter Bar and Chain

2 Oregon Bar and Chain

The P20E is fitted with an Oregon bar and chain, the world's leading manufacturer of cutting chains and guide bars. Known for its innovative spirit, the company focuses on manufacturing products that offer a superior competitive advantage and so fits perfectly with Cobra.



Comfort, Balance and Control

3 Ergonomic Controls

The ergonomically positioned controls not only make operator use more comfortable, but more importantly, make using the Cobra P20E Pole Pruner safe.



Specifications & models are subject to change without prior notice. All prices are inclusive of VAT. Prices correct as of January 2018.



COBRA BV2600

£49.99 inc VAT **Electric Powered Blower Vacuum**
The Cobra BV2600 electric Blower Vacuum has the added features of a power mulching system and a large 45ltr collection bag. This model has a high 270km/h airspeed and quick change blow to vac system.

Specification

- 2600W Rated Power
- 230V-50Hz Rated Voltage
- 15000/min No-Load Speed
- 270km/h Wind Speed
- 10:1 Mulching Ratio
- 45ltr Dust Bag Capacity
- 10m Cable Length
- Quick Change Blow to Vac



Feature Packed Blower / Vac

Tidying your garden has never been so easy

The front roller wheel increases the machines manoeuvrability and provides operator support for long periods of use. This versatile gardening tool boasts increased user control due to its variable speed selection.



Qchange SYSTEM

Cobra BV2600 with 'Quick change' system

The lightweight Cobra BV2600 electric Blower Vac has been designed to make clearing your garden a simple and effortless task. The ergonomically positioned 'quick change' lever means you can convert from collect to blow in an instant.



COBRA QS2500

£199.99 inc VAT **Powerful 2500W Quiet Drum Shredder**

The QS2500 Quiet Drum Shredder is powered by a 2500W electric motor and is ideal for shredding garden waste up to 40mm in diameter. Supplied with a practical plunger for increased throughput on heavier loads.



Specification

- 2500W Electric Motor
- Drum Gear Shredding System
- Integral 50ltr Collection Box
- Large 40mm Cutting Capacity
- 10m Cable Length
- Transport Wheels
- Auto-Feed Function
- Includes Plunger

Comfort, Balance and Control

Ergonomic Controls

The Cobra QS2500 has been designed to make shredding garden waste a simple and effortless task.

The ergonomically positioned controls not only make operator use more comfortable, but more importantly, make using your Cobra Shredder as safe as possible.



Increased Collection

50ltr Collection Box

The Cobra QS2500 electric Quiet Drum Shredder comes equipped with a 50ltr collection box, ideal for collecting large amounts of garden waste before the need for emptying.

For added safety, a switch automatically cuts the motor if the box is removed.



For Speed and Ease

Practical Plunger

The Cobra QS2500 Quiet Drum Shredder is supplied with a practical plunger to help feed through the waste material and to speed up the shredding of heavier loads.





Cordless machines powered by Li-ion technology

24v and 40v Cordless Handheld Range

The Cobra Li-ion 24v and 40v cordless range are both powerful and efficient to make maintaining your garden even easier without the need for petrol or cables. The range includes 1 Chainsaw with Oregon bar and chain, 2 Hedgetrimmers, a Blower and 2 Grass Trimmers. As a completely emission-free cordless power tool, you can use your fully charged Cobra cordless machine wherever and whenever you like.

Range Highlights

- 24v & 40v Lithium-ion Batteries
- 40v One Battery Fits All System
- 24v with Turbo & Eco Modes
- 24v & 40v Hedgetrimmers & Grass Trimmers
- 24v Garden Blower
- 40v Chainsaw



COBRA 24V Cordless

24v Handheld Machines Powered By Lithium-ion



Compared with traditional battery technology, Cobra Lithium-ion batteries charge faster, last longer and have a higher power density for more battery life in a lighter package. Cobra's cordless battery technology opens the door to countless uses, even in places with no electricity.

Additional Cobra 24v Lithium-ion batteries and chargers are available:

- 24v Lithium-ion Battery (Part No: 24V2AHLI)
- 24v Lithium-ion Charger (Part No: 24V2AHCHARGER)

Benefits of Lithium-ion Technology

- Superior "Useable" Capacity
- Extended Battery Cycle Life
- Fast & Efficient Charging
- Temperature Resistant
- No Storage Issues
- Little Maintenance Requirements



COBRA GT30-24V

£79.99 inc VAT **24v Cordless Grass Trimmer**

The Cobra GT3024V is a high performance cordless Trimmer. It is powered by a 24v Li-ion battery, has a 30cm cutting width and a 90° tilting cutter head which makes for effortless, speedy edging.

Specification

- 1x 24v Li-ion Battery
- 30cm Cutting Width
- 1.65mm Twisted Cutting Line
- Up to 30mins No Load Run Time
- Approx 2hrs Charge Time
- 90° Lawn Edging
- Telescopic Height Adjuster
- Weight: 2.4kg (Including Battery)





COBRA H50-24V

£79.99 inc VAT **24v Cordless Hedgetrimmer**

The Cobra H5024V cordless Hedgetrimmer is built to tackle the most demanding jobs. With its 50cm double sided blade, tooth spacing of 15mm and 24v Li-ion battery it will make light work of hedges.

Specification

- 1x 24v Li-ion Battery
- 50cm / 19" Double Sided
- 15mm Tooth Spacing
- 2.0Ah Battery Capacity
- Up to 50mins No Load Run Time
- Approx 2hrs Charge Time
- Eco 1200rpm / Turbo 1450rpm
- Weight: 2.6kg (Including Battery)



COBRA BV65-24V

£74.99 inc VAT **24v Cordless Leaf Blower**

The Cobra BV6524V cordless Blower is powered by a 24v Lithium-ion battery. This model has turbo and eco modes and is lightweight for comfortable use over longer periods of time.

Specification

- 1x 24v Li-ion Battery
- 2.0Ah Battery Capacity
- Up to 20mins No Load Run Time
- Approx 2hrs Charge Time
- Eco / Turbo Mode
- Eco 1200rpm / Turbo 1450rpm
- Eco 55m/s / Turbo 65m/s
- Weight: 1.7kg (Including Battery)



COBRA 40V Cordless

40v Handheld Machines Powered By Lithium-ion



SAMSUNG

One Battery Fits All, 40v Cobra Cordless System

Cobra's 40v Li-ion system consists of a range of 3 Lawnmowers that come complete with 1 or 2 batteries and 3 handheld garden tools. All Lawnmowers and garden tools in this range can be powered from a standard 40v Samsung battery and charger system.

Additional 40v Lithium-ion batteries and chargers are available:

- 40v Lithium-ion Battery (Part No: 40V4AHLI)
- 40v Lithium-ion Charger (Part No: 40V2AHCHARGER)



COBRA GT3240VZ

£69.99 inc VAT **40v Cordless Grass Trimmer (Battery not included)**

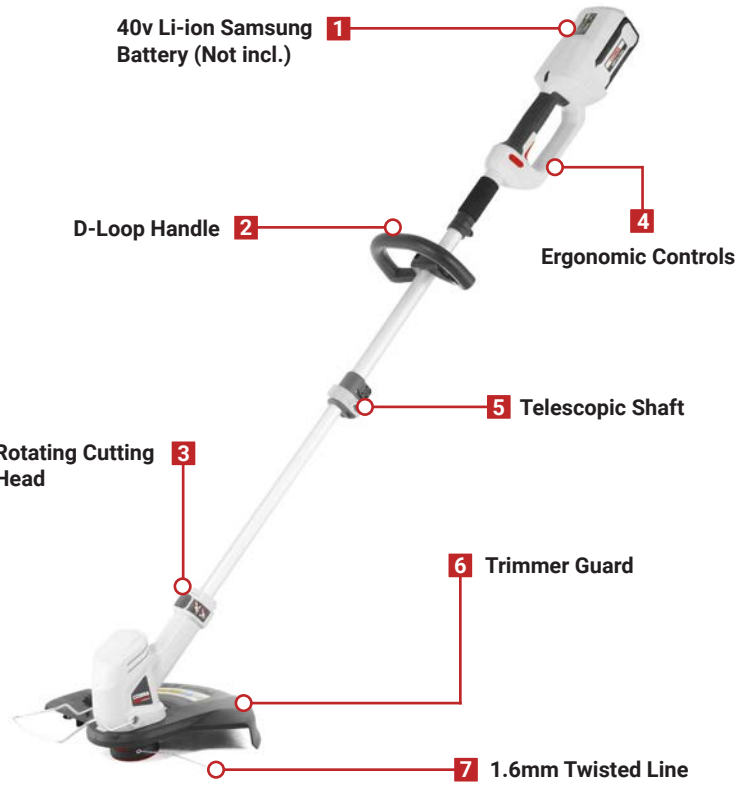
The Cobra GT3240VZ is a high performance cordless Grass Trimmer. It is powered by a 40v Li-ion Samsung battery (**Battery not included**) and has a 28 - 32cm cutting width.

Specification

- 1x 40v Li-ion Battery (**Not incl.**)
- 28 - 32cm Cutting Width
- 1.6mm Twisted Cutting Line
- Up to 80mins No Load Run Time
- Approx 90mins Charge Time
- 7500rpm No Load Speed
- Weighs 4kg (Including Battery)
- Batteries Available Separately



SAMSUNG





COBRA CS3540VZ

£149.99 inc VAT **40v Cordless Chainsaw (Battery not incl.)**

The Cobra CS3540VZ 40v cordless Chainsaw is built to tackle the most demanding jobs. Whether you're pruning or cutting firewood, the CS3540VZ with 14" Oregon bar and chain is up to the job.

Specification

- 1x 40v Li-ion Battery (**Not incl.**)
- Approx 90mins Charge Time
- 35cm / 14" Bar Length
- 5000rpm No Load Speed
- Oregon Bar & Chain
- 9.0m/s Chain Speed
- Up to 50mins No Load Run Time
- Weight: 5.5kg (Including Battery)



COBRA H5540VZ

£99.99 inc VAT **40v Cordless Hedgetrimmer (Battery not incl.)**



The Cobra H5540VZ is built to tackle the most demanding jobs. With its 55cm double sided blade, tooth spacing of 28mm and 40v Li-ion Samsung battery (**Battery not included**) it will make light work of hedges.



Specification

- 1x 40v Li-ion Battery (**Not incl.**)
- Up to 85mins Run Time
- 55cm / 21" Cutting Length
- Approx 90mins Charge Time
- Double Sided Blade
- 1400rpm No Load Speed
- 28mm Tooth Spacing
- Weight 4.4kg (Including Battery)



Cordless Handheld Range Overview

	 GT3024V	 GT3240VZ
Battery:	1 x 24v Li-ion	1 x 40v Li-ion Samsung (Not incl.)
Battery Capacity:	2.0Ah	4.0Ah
Cutting Width:	30cm	28 - 32cm
Cutting Line:	1.65mm Twisted	1.6mm Twisted
Battery Run Time:	Up to 30mins	Up to 80mins
Battery Charge Time:	Approx 2hrs	Approx 90mins
Telescopic Height Adjuster:	✓	✓
90° Lawn Edging:	✓	✓
No Load Speed:	Eco 7000rpm / Turbo 8400rpm	7500rpm
Weight (Including Battery):	2.4kg	4kg

	 H5024V	 H5540VZ
Battery:	1 x 24v Li-ion	1 x 40v Li-ion Samsung (Not incl.)
Battery Capacity:	2.0Ah	4.0Ah
Blade Length:	50cm / 19" Double Sided	55cm / 21" Double Sided
Tooth Spacing:	15mm	28mm
Battery Run Time:	Up to 50mins	Up to 85mins
Battery Charge Time:	Approx 2hrs	Approx 90mins
Blade Guard:	✓	✗
No Load Speed:	Eco 1200rpm / Turbo 1450rpm	1400rpm
Weight (Including Battery):	2.6kg	4.4kg

	 BV6524V
Battery:	1 x 24v Li-ion
Battery Capacity:	2.0Ah
Eco / Turbo Mode:	✓
Wind Speed:	Eco 55m/s / Turbo 65m/s
Battery Run Time:	Up to 20mins
Battery Charge Time::	Approx 2hrs
No Load Speed:	Eco 1200rpm / Turbo 1450rpm
Weight (Including Battery):	1.7kg

	 CS3540VZ
Battery:	1 x 40v Li-ion Samsung (Not incl.)
Battery Capacity:	4.0Ah
Chain / Bar Length:	35cm / 14"
Bar / Chain:	Oregon
Battery Run Time:	Up to 50mins
Battery Charge Time::	Approx 90mins
No Load Speed:	5000rpm
Weight (Including Battery):	5.5kg



Maintaining gardens with comfort & style

Lawncare Range

Cobra has a range of petrol, electric and hand tools for maintaining lawns and gardens. The range is made up of 3 petrol Cultivators which are powered by powerful Briggs and Stratton & Cobra engines, 2 electric lawn Scarifiers with both aerating and raking options, 2 petrol lawn Scarifiers, 6 Hand Carts, 1 Spreader, 4 Sack Trolleys, a Log Splitter and a Garden Roller.

Range Highlights

- Briggs & Stratton, Cobra & Honda Engines
- 1300W - 3000W Rated Power
- 13" - 15" Scarifying Working Widths
- 200kg - 300kg Cart Capacities
- Towed Spreader
- 150kg - 200kg Sack Trolley Capacities



COBRA Lawncare Range

10" - 24" Petrol Powered Cultivators



Robust Tines

1 Steel Tines

With 4 or 6 steel cultivating tines, the Cobra petrol Cultivators are well equipped for turning over soil in medium to large gardens.

Cultivators are useful for turning soil, mixing in compost and fertilizer for soil amendment and loosening soil to help water reach the plant roots.



Get the Job Done Quicker

2 10" - 24" Working Widths

The Cobra petrol Cultivators have generous 10", 16" and 24" working widths meaning you can get more work done in a shorter time.

The right sized Cultivator can make short work of preparing soil ready for new plantings and for the mixing in of compost, manure and fertilisers. Get your garden in shape with Cobra Cultivators.



Powered by B&S and Cobra

3 B&S and Cobra Engines

Powered by Briggs & Stratton and Cobra engines. The Cobra petrol Cultivators incorporate the latest engine design technologies ensuring optimal torque and efficiency, resulting in lower emissions. Ideal for Cobra Lawnmowers, these easy starting engines pack a punch.



COBRA T24C

£169.99 inc VAT **10" Petrol Cultivator Powered by Cobra**

The Cobra T24C Cultivator is equipped with a powerful 43cc Cobra 2-Stroke engine and has a 10" tilling width for working in the tightest of areas. At just 16.2kg this cultivator is both lightweight & manoeuvrable.



Specification

- Cobra 2-Stroke Engine
- 43cc Displacement
- Power: 1.25kW / 5000rpm
- 23.5cm / 10" Tilling Width
- Variable Speed Control
- Retractable Transport Wheels
- Comfort Controls
- Weight: 16.2kg



Expertly Powered By
COBRA

COBRA T40B

£319.99 inc VAT **16" Petrol Cultivator Powered by B&S**

With exceptional performance and style, the Cobra T40B Cultivator is powered by a Briggs & Stratton 500E series engine has a tilling width of 16" and 4 high quality steel tines.



Specification

- B&S 500E Series Engine
- 140cc Displacement
- 40cm / 16" Tilling Width
- 3600min-1 Rated Speed
- 280mm Blade Diameter
- 250mm Tilling Depth
- 4 Steel Tines
- Ergonomic Controls



COBRA T60RB

£499.99 inc VAT **24" Petrol Cultivator Powered by B&S**

The Cobra T60RB Cultivator is powered by a Briggs & Stratton 850E Series Ready Start engine, has a tilling width of 24" and 6 high quality steel blades. The T60RB also has a reverse gear and crop protectors.

Specification

- B&S 850E Series Ready Start
- 190cc Displacement
- 60cm / 24" Tilling Width
- 3600min-1 Rated Speed
- 280mm Blade Diameter
- 250mm Tilling Depth
- 6 Steel Tines
- Reverse Gear



READYSTART



COBRA SA32E

£119.99 inc VAT **13" Scarifier with 1300W Powerful Motor**

The Cobra SA32E is a robust electric scarifier with a 1300W motor. It has two cylinders as standard – scarifier with blades and aerator with spring tines. The working depth is set using a single lever and you can select from four positions in the range -9 to +4mm. The scarifier also comes with a 40ltr textile grass catcher.



Specification

- 1300W Rated Power
- 240V-50Hz Rated Voltage
- 32cm / 13" Working Width
- -9mm - +4mm Working Depth
- 4 Height Adjustment Settings
- 40ltr Grass Bag Capacity
- Aerating 12 Blade Drum
- Scarifying 36 Tine Drum

COBRA S36E

£159.99 inc VAT **14" Electric Powered Scarifier / Lawn Raker**

With its powerful 1800W motor and full 14" working width, the Cobra S36E is fully equipped to gently remove any damaging moss or thatch. Comes with a combined blade and tine drum for ultimate versatility.

Specification

- 1800W Rated Power
- 230V-50Hz Rated Voltage
- 36cm / 14" Working Width
- -10mm - +5mm Working Depth
- 4 Height Adjustment Settings
- 40ltr Grass Bag Capacity
- 2 in 1 Blade System
- 10m Cable Length



COBRA Lawncare Range

15" Petrol Powered Scarifiers



Powerful Engines

1 Briggs & Stratton and Honda

Powered by Briggs & Stratton and Honda engines the Cobra petrol Scarifiers incorporate the latest engine design technologies ensuring optimal torque and efficiency, resulting in lower emissions.

Ideal for Cobra Scarifiers, these easy starting engines pack a punch.




Comfort, Safety and Control

2 Ergonomic Controls

The petrol Scarifiers have been designed to make scarifying your lawn a simple and effortless task. The ergonomically positioned controls not only make operator use more comfortable, but more importantly, make using Cobra Scarifiers as safe as possible.

3 16 Fixed Steel Blades

The Cobra petrol Scarifiers both come equipped with 16 fixed steel blades.



Large Capacity Grass Bag

4 45ltr Grass Bag Capacity

Equipped with a 45ltr fabric grass bag, ideal for collecting large amounts of garden waste before the need for emptying.

Made from a robust, high quality fabric that enables a strong free flow of air, which means that garden waste collection on these machines is even more compact.



COBRA S390B

£529.99 inc VAT **15" Petrol Scarifier Powered by B&S**

The S390B's powerful Briggs & Stratton 550 series engine drives the 16 steel blades that will delicately but effectively tease-out any moss or thatch that may have accumulated on the surface.

Specification

- B&S 550 Series Engine
- 38cm / 15" Working Width
- 0 - 10mm Working Height
- 16 Steel Blades
- Hand Propelled
- 45ltr Grass Bag Capacity
- 127cc Displacement
- Weighs 33kg



The S390B has working heights ranging from 0 - 10mm.



The Cobra S390B petrol Scarifier comes equipped with 16 fixed steel blades.



Powered by a Briggs & Stratton engine incorporating the latest design technology.

COBRA S390H

£579.99 inc VAT **15" Petrol Scarifier Powered by Honda**

The Cobra S390H petrol Scarifier is powered by a Honda GP160 engine and has a full 15" working width. The S390H comes with 16 fixed blades for the most complete scarifying experience.

Specification

- Honda GP160 Engine
- 38cm / 15" Working Width
- 0 - 10mm Working Height
- 16 Steel Blades
- Hand Propelled
- 45ltr Grass Bag Capacity
- 135cc Displacement
- Weighs 33kg



The Honda GP160 petrol engine offers a quiet, yet powerful and lightweight combination.



The S390H has working heights ranging from 0 - 10mm.



The Cobra S390H petrol Scarifier comes equipped with 16 fixed steel blades.



COBRA GCT200P

£72.99 inc VAT **200kg Tipping Hand Cart**

Move garden debris around your garden with ease using the high-quality Cobra GCT200P Tipping Hand Cart. The GCT200P is equipped with a tipping mechanism and 200kg max capacity.

Specification

- 200kg Max. Capacity
- 10" Pneumatic Tyres
- Heavy Duty Plastic Body
- Steel Frame
- Easy Lifting / Tipping System
- Hand Propelled
- Soft Grip Towable Handle
- 1090 (L) x 600 (W) x 600 mm



NOW WITH TOWABLE HANDLE

COBRA GCT300

£89.99 inc VAT **300kg Hand Cart with Drop Down Sides**

The Cobra GCT300 Hand Cart has a 300kg capacity and is complete with mesh drop down sides. It has steering to the front wheels which also have 4 pneumatic tyres with bearings.

Specification

- 300kg Max. Capacity
- 10" Pneumatic Tyres
- Wheel Bearings
- Steel / Mesh Body
- Turntable Steering
- Hand Propelled
- 4 Hinged Drop Sides
- Soft Grip Towable Handle



NOW WITH TOWABLE HANDLE



COBRA GCT300MP

£144.99 inc VAT **300kg Tipping Hand Cart**

The Cobra GCT300MP Hand Cart has a 300kg capacity and is complete with tipping facility. It has turntable steering to the front wheels and 4 13" pneumatic tyres with bearings.

Specification

- 300kg Max. Capacity
- 13" Pneumatic Tyres
- Wheel Bearings
- Plastic / Mesh Body
- Turntable Steering
- Hand Propelled
- Tipping Facility
- Soft Grip Towable Handle



COBRA GCT320HD

£99.99 inc VAT **320kg Hand Cart with Drop Down Sides**

The GCT320HD comes equipped with 13" pneumatic tyres which help provide stability on rough and uneven areas. The Cobra GCT320HD Hand Cart has a 320kg capacity and is complete with mesh drop down sides.

Specification

- 320kg Max. Capacity
- 13" Pneumatic Tyres
- Wheel Bearings
- Steel / Mesh Body
- Turntable Steering
- Hand Propelled
- 4 Hinged Drop Sides
- Soft Grip Towable Handle



NOW WITH TOWABLE HANDLE



COBRA GTT400HD

£174.99 inc VAT **300kg Tow / Push Garden Cart**

With exceptional performance and style, the Cobra GTT400HD Garden Cart has 16" pneumatic tyres for off road, a poly plastic body and can either be towed or hand propelled.

Specification

- 300kg Max. Capacity
- 16" Pneumatic Tyres
- Wheel Bearings
- Poly Plastic Body
- Towed or Hand Propelled
- Solid Steel Axle
- Weighs 31kg
- 1220 (L) x 930 (W) x 300 mm (H)



NOW WITH TOWABLE HANDLE





COBRA GTT450

£159.99 inc VAT **250kg Solid Sided Tractor Trailer**

The Cobra GTT450 Trailer has 16" tyres for off-road use, a 250kg solid sided capacity and can be towed by the majority of garden tractors with towing capabilities.

Specification

- 250kg Max. Capacity
- 16" Tyres
- Towed
- Steel / Solid Sided Construction
- Hinged Drop Sides
- Quality Design
- Durable Construction
- Weighs 50kg



COBRA TS45

£74.99 inc VAT **80lb Tow Spreader with Poly Hopper**

Whether you are seeding, weeding or feeding your lawn, the TS45 with 80lb capacity is the tool for the job. The Cobra TS45 tow Spreader has been designed for easy operation and exceptional coverage.

Specification

- 80lb / 45ltr Max. Capacity
- 8 - 10ft Spread Pattern
- 13x5" Pneumatic Tyres
- Towed
- Precision Rate Settings
- Steel Tube Frame
- Corrosion Free Poly Hopper
- Weighs 10kg



COBRA LS520H

£269.99 inc VAT **1500W Log Splitter / 5.5 Tonne Split Force**

With its 1500W powerful motor and 5.5 tonnes of splitting force, the Cobra LS520H is capable of handling most domestic log splitting tasks. It couldn't be easier to use for splitting logs up to 25cm in diameter.

Specification

- 1500W Motor
- 5.5 Tonne Split Force
- 25cm Max. Log Diameter
- 4-Way Splitter Included
- Carry Handle
- Transport Wheels
- Supplied with Stand
- Ergonomic Controls



Hand Carts Overview



	GCT200P	GCT300	GCT320HD	GCT300MP
Maximum Capacity:	200kg	300kg	320kg	300kg
Tyre Size:	10"	10"	13"	13"
Pneumatic Tyres:	✓	✓	✓	✓
Body:	Plastic	Steel / Mesh	Steel / Mesh	Plastic / Steel / Mesh
Towed / Hand Propelled:	Towable / Hand Propelled	Towable / Hand Propelled	Towable / Hand Propelled	Towable / Hand Propelled
Hinged Drop Sides:	✗	✓	✓	✓

Trailers Overview



	GTT450	GTT400HD
Maximum Capacity:	250kg	300kg
Tyre Size:	16"	16"
Pneumatic Tyres:	✓	✓
Body:	Steel	Poly Plastic
Towed / Hand Push:	Towed	Towed or Hand Propelled
Hinged Drop Sides:	✓	✗
Weight:	50kg	31kg


COBRA LR40

£64.99 inc VAT **20" Garden Roller with Scraper Bar**

The Cobra LR40 Garden Roller has been designed for easy operation and to create a beautiful finish. The 50cm / 20" roller drum can be filled with either sand or water and has folding handles.

Specification

- 120kg (Sand) Max. Capacity
- 72kg (Water) Max. Capacity
- 50cm / 20" Working Width
- 42cm / 16" Drum Diameter
- Full Width Scraper Bar
- Folding Handles with Soft Grip
- Drain Plug Included
- Weighs 13kg (Empty)




Comfort & Control

1 Roller with 'Soft Grip' Handle Bar

Every Cobra Garden Roller comes equipped with comfort handles to take the stress out of rolling your lawn.

The upper handles come with a "Soft Grip" feature for your increased comfort whilst rolling. The upper and lower handles can be easily folded for ease of storage.



Either Water or Sand

2 Can be Filled with Sand or Water

The Cobra LR40 Garden Roller with its one piece steel drum and drain plug has large 50cm / 20" rolling width so you can cover large areas quickly and efficiently.

The Roller can be filled with either sand to give it a weight of 120kg, or with water to give a weight of 72kg.



Large Working Width

3 50cm / 20" Working Width

The Cobra LR40 Garden Roller has a large 50cm / 20" rolling width so you can cover large areas quickly.

4 Garden Roller with Scraper Bar

The Roller is fitted with a scraper bar which prevents debris from building up on the rolling surface of the drum.



COBRA ST210

£39.99 inc VAT **200kg Sack Trolley**

With exceptional performance and style, the Cobra ST210 Sack Trolley has a maximum capacity of 200kg and features a tubular steel frame with pneumatic wheels.

Specification


- 200kg Max. Capacity
- Pneumatic Tyres
- Steel / Tubular Frame
- Fixed & Folding Baseplate Area
- Rubber Knuckle Guard
- Durable Construction
- Wheel Guards
- Quality Design



The fixed baseplate is ideal for transporting smaller items.



The folding toe is suited to carrying white goods and heavier items.



Features protective knuckle guard grips, offering an additional degree of protection.

COBRA ST250

£39.99 inc VAT **200kg Sack Trolley**

The Cobra ST250 2-in-1 Sack Trolley has a maximum capacity of 200kg and can be changed to be used as either a standard Sack Trolley or a flatbed truck within seconds.

Specification

- 200kg Max. Capacity
- Pneumatic Tyres / Castor Wheels
- Steel / Tubular Frame
- Mesh Cover
- Fixed Baseplate
- 2-in-1
- Wheel Guards
- Durable Construction



The Cobra ST250 can be used in two orientations - a flatbed truck, for those slightly wider products or a standard Sack Trolley. No more hassle of two trolleys.



The loop handle on the ST250 is set at a tilted angle providing greater leverage.



COBRA ST150

£42.99 inc VAT **150kg Telescopic Sack Trolley**

The ST150 Sack Trolley from Cobra has a maximum capacity of 150kg and features telescopic handles and a folding base plate. The durable construction makes the ST150 suitable for the toughest jobs.

Specification

- 150kg Max. Capacity
- 10" Pneumatic Tyres
- Steel / Tubular Frame
- Telescopic Handles
- Folding Baseplate
- Plastic Knuckle Guard
- Durable Construction
- Weighs 10kg (Empty)



COBRA ST200

£32.99 inc VAT **200kg Sack Trolley**





The Cobra ST200 Sack Trolley has a maximum capacity of 200kg, a tubular steel frame with 10" pneumatic tyres and is incredibly lightweight at just 12kg.

Specification

- 200kg Max. Capacity
- 10" Pneumatic Tyres
- Steel / Tubular Frame
- Loop Handle
- Durable Construction
- Quality Design
- Tilted Handle for Greater Leverage
- Weighs 12kg



Sack Trolley Range Overview

				
	ST150	ST200	ST210	ST250
Max. Capacity:	150kg	200kg	200kg	200kg
Tyres:	10" Pneumatic	10" Pneumatic	Pneumatic	Pneumatic / Castor
Frame:	Steel / Tubular	Steel / Tubular	Steel / Tubular	Steel / Tubular
Telescopic Handle:	✓	✗	✗	✗
Knuckle Guards:	✓	✗	✓	✗
Folding Baseplate:	✓	✗	✓	✗
2-in-1:	✗	✗	✗	✓

Specifications & models are subject to change without prior notice. All prices are inclusive of VAT. Prices correct as of January 2018.

COBRA After-Sales

Trust Cobra to support you throughout the lifetime of your product

Cobra After-Sales provides a wide variety of support, including assistance from your local dealer, such as servicing, repairs and maintenance support.

Below is an overview of the support that you can tap into. Alternatively you can call the Cobra Support line on 0115 986 6646 or email any queries or questions to info@cobragarden.co.uk.



COBRA Warranty

Cobra products are covered by our comprehensive warranty

Our comprehensive warranty covers you in the unlikely event that your machine requires repair due to a manufacturing defect. The Cobra authorised dealer is obliged under this warranty to repair or replace defective parts found during the machines warranty period. This repair will be free of charge for materials and labour only. This warranty will not cover wear and tear parts such as blades, spark plugs, filters, drive belts etc. Please Note: Manufacturers Engine and Battery warranty periods may differ from that of the machine.

Domestic Use:

All Cobra products in the current Cobra portfolio are covered for a period of 2 years* from the date of purchase to the original purchaser. This applies when used for the designed purpose of that product by domestic users.

*2 year warranty excludes Professional Lawnmowers (5 Years) Garden Carts, Trailers, Spreaders & Sack Trolleys (1 Year)

Professional Use:

All Cobra Products stated below are covered for a period of 1 year* from the date of purchase to the original purchaser. This applies when used for the designed purpose of that product by semi-professional and professional users.

*1 year warranty excludes Professional Lawnmowers (2 Years)

- Cobra AirMow 51 Pro Hover (1 Year)
- Kawasaki powered hand held products (1 Year)
- Cobra S-Series powered hand held products (1 Year)
- Cobra Professional Lawnmowers (2 Years)

Professional Lawnmowers, Domestic Use:

All Professional Lawnmowers in the current Cobra portfolio are covered for a period of 5 years from the date of purchase to the original purchaser. This applies when used for the designed purpose of that product by domestic users.

Professional Lawnmowers, Professional Use:

All Professional Lawnmowers in the current Cobra portfolio are covered for a period of 2 years from the date of purchase to the original purchaser. This applies when used for the designed purpose of that product by semi-professional and professional users.

It is important to have your machinery properly maintained and serviced. There are specific service intervals for your machinery. It is your responsibility to ensure that this is done. Failure to carry out the required maintenance could result in your warranty being invalidated. Please refer to your owner's manual for service intervals and maintenance requirements. Please note that your product will require more regular servicing / maintenance if working in very wet, dry, dusty conditions and or in high ambient temperatures.

We would always recommend the company that sold you the machine should be able to carry out the repair. In the event that they are unable to do so, please locate your nearest stocking dealer using the dealer locator on www.cobragarden.co.uk, or feel free to contact us at info@cobragarden.co.uk.

An immense amount of design, engineering and expertise ensures that every new Cobra machine delivers the Cobra philosophy. Cobra Garden's philosophy is to remain true to their trusted values of Innovation, Quality, Reliability, Value and Customer Service.

Specifications & models are subject to change without prior notice. All prices are inclusive of VAT. Prices correct as of January 2018.

Visit: www.cobragarden.co.uk for more information

COBRA

The Evolution in Garden Machinery

Cobra Garden products are available across the U.K. throughout a network of approved specialist dealers. Cobra Garden approved dealers have the knowledge and experience to help you purchase the correct Cobra Garden product for your requirements. The dealers will also provide expert after-sales assistance when your Cobra Garden product requires servicing.

Cobra Garden's philosophy is to remain true to their trusted values of Innovation, Quality, Reliability, Value and Customer Service. Cobra Garden work hard to ensure that they offer products and services that continue to be relevant to their customers.


COBRA

London Road
Nottingham
NG2 3HW

Tel: 0115 986 6646

Email: info@cobragarden.co.uk

Web: www.cobragarden.co.uk



Cobra Garden reserves the right to change specification and design of products described in this literature without notice. Please contact your local dealer for details.

